



**Atacadão**  
AUTOMOTIVO

\*20Anos\*

# CATÁLOGO DE PRODUTOS


COMPONENTES DE EMBREAGEM



[www.atacadoautomotivo.com](http://www.atacadoautomotivo.com)

- Mancais e Rolamentos de Embreagem
- Chapas e Tampas para Disco
- Platôs de Embreagem
- Discos de Embreagem
- Placas de Pressão
- Membranas

2024 - 2025





Presente como referência no mercado nacional desde 2004, nossa empresa Atacadão Automotivo atua com importação e distribuição de embreagens novas para ônibus e caminhões Mercedes Benz, Volvo, Scania, Iveco, Volkswagen, Ford e MAN, além de rolamentos, revestimentos e componentes para reindustrialização de embreagens ZF SACHS, VALEO, EATON e LUK para veículos leves, médios, pesados e agrícolas de 170mm a 430mm. Somos distribuidores das marcas ZF SACHS, VALEO, FRAS-LE e PREMIUM AUTOMOTIVE.

Nossa linha de produtos se destaca pela durabilidade extrema e máxima eficiência, fidelizando nossos clientes com o mais importante pré-requisito; a confiança no produto.

Se você deseja reindustrializar embreagens usadas ou revender embreagens novas, temos um amplo estoque de peças com mais de 2.000 itens disponíveis e estamos prontos para lhe atender!

Nosso compromisso é entender e atender a necessidade de nossos clientes garantindo a satisfação na entrega dos melhores produtos.





## Componentes para Platô de Embreagem

Platô de Embreagem.....	6
Componentes diversos para Platôs.....	8
Anel de Encosto / Mola Garrancho / Tirante para Platôs / Sapata Limitador.....	13
Pino para Platôs de Alavanca.....	16
Membrana (Diafragma).....	17
Rebite de Membrana / Aro-Anel de Articulação.....	21
Porca para Platôs / Bucha para Alavanca / Bieleta .....	24
Alavancas Diversas.....	25
Calço para Placa de Pressão / Kit Membrana / Cavalete / Caneca .....	26
Kit Trava do Colar de Embreagem .....	28
Placa De Pressão - Linha Pesada .....	29
Placa de Intermediária - Linha Pesada / Agrícola / Capa para platô.....	32

## Componentes para Disco de Embreagem

Componentes diversos para Discos / Anéis.....	34
Disco Separador / Anel Centralizador / Lâmina para Disco.....	37
Pastilha Sinterizada .....	39
Rebite para Pastilha Sinterizadas / Rebite Tubular para Revestimentos.....	42
Rebite Maciço / Rebite Distanciador.....	43
Chapa intermediária para Disco .....	44
Chapa Lisa para Disco.....	45
Chapa Dentada para Disco .....	47
Porta Lâmina e Tampa para Disco .....	48
Chapa Principal para Disco - Caminhões e Ônibus.....	49
Discos de Embreagem - Sem Revestimentos / Mola Platô.....	53
Molas para Discos - Caminhões - Ônibus - Tratores .....	58
Cubo para Disco Diversos.....	60



## Atuadores e Acessórios


Atuadores.....	64
Rebitadores.....	67
Pedra para Retifica .....	67

## Componentes

Luva de Fixação ( Tubo / Copo ).....	68
Guia do Mancal.....	68
Bucha do Mancal.....	68


## Rolamento e Mancal

Rolamento de Embreagem - Linha Leve.....	69
Rolamento de Embreagem - Linha Pesada .....	72
Mancal de Embreagem .....	74
Tabela de Equivalência do Mancal de Embreagem .....	99



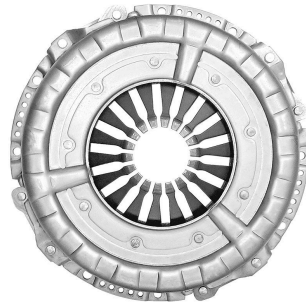
Platô de Embreagem

0002




VOLVO D13 I-SHIFT 430MM

0003



MICRO / FORD 13" 11.130 /  
8.140 / 9.150 330MM

0004



MB1417 362MM

0005




VW TITAN 18.310 380MM

0006




MB1722 395MM

0007




SCANIA 124 / 113 430MM

0008




VOLVO FH / NH 430MM

0009




VOLKSBUS EATON 365MM

0010




FORD CARGO 2429 EATON 395MM




Platô de Embreagem

0011




VOLVO VM EATON 395MM

0012




MB 1938 430MM

0013




MB 2638 DUPLA 400MM

0015














SCANIA XT G450 - G560 430MM





## Componentes diversos para Platôs















Código	Aplicação	Produto
0165	ARO DA MEMBRANA VOLVO D-13 I-SHIFT	
0166	ARO DENTADO DA MEMBRANA VOLVO D-13 I-SHIFT	
2112 2321	PARAFUSO OLHAL FORD 13" ROSCA GROSSA 7/16 PARAFUSO OLHAL GM C-10 ROSCA FINA 3/8	
2304	BALANCINHO PEQUENO	
2305	BALANCINHO MEDIO	
2306	BALANCINHO GRANDE	
2307	MOLA DE RETENCAO MASSEY FERGUNSSON	
2308	GRAMPO DO MASSEY FERGUNSSON	
2311	CUPILHA MASSEY FERGUNSSON	
2312	ANEL PINO VALMET 880	
2318	ARRUELA LISA VW TITAN 380MM	
2319	TRAVA COADOR SC124 C/ SERVO	
2328 2329 2765	COPO DO PLATO EATON 365MM COPO DO PLATÔ VW TITAN 380MM COPO DO PLATÔ MB1935 430MM SACHS	


















**Componentes diversos para Platôs**

Código	Aplicação	Produto
2330	Jaqueta da Chapa Central 6 Molas MB1935	
2331	Jaqueta da Chapa Central 8 Molas SC124	
2346	Anel de Nylon Platô Fiat 1.8	
2370	Anel Grande Fio 3,0mm Mola de Torção do Mancal Volvo	
2371	Parafuso M-10 Allen Volvo	
2388	Encaixe da Mola Eaton 4 Molas	
2389	Encaixe da Mola 362mm 4 Molas	
2390	Calço de Molas Ford 13" Eletrônico	
2396	Calço da Mola Volvo Robocop 430mm	
2385	Calço da Mola Volvo Robocop (Moderno) 430mm	
2397	Aranha Kit Trava da Membrana Volvo FH	
2712	Arruela do Rebite do Tiranite 366	
2713	Arruela do Rebite do Tiranite Scania 10,5 x 20,0 x	
2714	Arruela Calçar Mola do Platô 355/1519	
2715	Arruela Calçar Mola do Platô 1313	
2716	Arruela Calçar Mola do Platô 1935 / Volvo N 10/ N	







**Componentes diversos para Platôs**

<b>Código</b>	<b>Aplicação</b>	<b>Produto</b>
2722	BIELETA MASSEY FERGUNSSON	
2726	GARFO DA EMBREAGEM 16180/16220	
2727	EIXO DO GARFO	
2729	LIMITADOR DA PLACA DE PRESSÃO VW TITAN 380MM	
2728	LIMITADOR DA PLACA DE PRESSÃO MB / VOLVO / VW 430MM	
2730	CHAPINHA PLATÔ 608	
2731	CHAPINHA DO PLATÔ MB1113	
2733	TUBO DO KIT 1620	
2736	ARANHA KIT COLAR MB1620	
2737	ARANHA PLATÔ FORD F4600	
2738	ARANHA SC 124 C/ SERVO ESCRAVO	
2744	TRAVA PORCA 1313	
2745	TRAVA PORCA DO CAVALETE 1519	
2746	TRAVA PORCA DO CAVALETE 1933	


**Componentes diversos para Platôs**

Código	Aplicação	Produto
2748	MOLA TRAVA DA MEMBRANA DO VOLVO NL 10/NL 12	
2749	MOLA E PINO DA MEMBRANA VOLVO NL10 - NL12	
2753	TRAVA CARA DE GATO (MENOR) MB 812/814/914	
2754	TRAVA CARA DE GATO (MAIOR) MB 1935 / O- 371 430MM	
2763	ARANHA FUSCA 1600	
2764	MOLA BARQUINHO 1113	
2770	CALÇO / GARFO - U P/ PLATÔ SPICER	
2774	SAPATA P/ VALMET / MF (PONTA DA ALAVANCA)	
2778	ARANHA SC112	
2779	PARAFUSO DE REGULAGEM MASSEY FERGUSON	
2786	TRAVA 912 (ARANHA)	
2787	ANEL FIXAÇÃO 912/709	
2791	ARANHA KIT COLAR EATON 365/395	
2793	ARRUELA MF AMIANTO 14,2 X 22,0 X 2,5	



**Componentes diversos para Platôs**

Código	Aplicação	Produto
2796	TRAVA ELASTICA CUBO DISCO 1417	
2797	TRAVA ELASTICA MANCAL 430MM	
2799	BUCHA P/ REBITE MEMBRANA MB1417 VALEO	
2782	ARRUELA MB 1417 / 1722 VALEO FURO 9.0 X 1.5 X 15	
2302	TRAVA MEDIA DO PINO MB1519 / SCANIA 110-111	
2303	TRAVA GRANDE DO PINO MB1933 / 1630	
2327	TRAVA ARANHA DISCO DUPLO 400MM	
2347	ANEL NYLON PLATÔ F-1000	




**Anel de Enconsto**
**Código**
**Aplicação**
**Produto**

1001	MB 355 - 1519 / VOLVO N10 - N12 7MM MICROFUNDIDO
1002	MB 355 / 1519 ALTURA 9MM MICROFUNDIDO
1003	MB 355 / 1519 380MM ALTURA 12MM MICROFUNDIDO
1004	MB 1935 / 1941 RASGO 25MM MICROFUNDIDO
1005	MB 1924 / 1929 RASGO 18MM MICROFUNDIDO
1006	MB1932 / 1933 IMPORTADO RASGO 25MM MICROFUNDIDO
1007	SC 110 / 111 RASGO 14MM MICROFUNDIDO
1013	VALMET 85 ORIGINAL FORJADO 9.8MM
1016	MB 1313 FORJADO
1017	VALMET 85/88 LARGO FORJADO
1018	VALMET 62 FORJADO
1019	VALMET 65 FORJADO
1020	SC 111 FORJADO
1021	MB 1932 FORJADO
1022	MB 1935 FORJADO
1023	MB 1933 IMPORTADO FORJADO
1024	MB 366 FORJADO
1025	MB 1620 MICROFUNDIDO
1026	SC 112 MICROFUNDIDO
1027	MB 1620 MAIOR FORJADO
1028	ANEL MARACANÃ FUSCA 1600
1030	MB 1932 / 1924 FORJADO
1031	MB 1519 7MM FORJADO
1033	MF 95 X FORJADO
1034	MB 1519 9MM FORJADO
1035	MB1620 FORJADO
1036	VALMET 62 ADAPTADO RASGO 25MM FORJADO
1039	VALMET 65 21.0MM FORJADO


**Mola Garrancho**
**Código**
**Aplicação**
**Produto**

2401	MOLA GARRANCHO MB1313 / VALMET 85 S/ BALANCIM
2402	MOLA GARRANCHO 1519 SCANIA SEM TRAVA
2403	MOLA GARRANCHO MB1519 SCANIA COM TRAVA
2404	MOLA GARRANCHO VOLVO N 10 SEM TRAVA
2405	MOLA GARRANCHO MB1935 COM TRAVA
2406	MOLA GARRANCHO VALMET 65
2407	MOLA GARRANCHO VOLVO N10 COM TRAVA
2408	MOLA GARRANCHO VALMET 85
2409	MOLA GARRANCHO MB1935 SEM TRAVA
2410	MOLA GARRANCHO SCANIA COM TRAVA
2411	MOLA GARRANCHO VALMET 62
2412	MOLA GARRANCHO MF 275
2413	MOLA GARRANCHO MF 65X
2414	MOLA GARRANCHO CBT 13"
2415	MOLA GARRANCHO FORD F-1.000 / MF 50X
2418	MOLA GARRANCHO 504 N15
2419	MOLA GARRANCHO 505 N14





Tirante para Platô

1701




MB366

1702



MERCEDES BENZ MB1620 350MM

1703



MB1722 395MM

1704



MB1935 REPUXE 430MM

1705



INTERMEDIÁRIA MB1935 / 1941

1707



MB2638 400MM FURO 10MM

1708



SCANIA 112 - FURO DE 12MM

1711



VOLVO N10 DUPLA 350MM

1713




VW / Ford 24220 / 4030 / 40300 EATON

1714



VW/FORD INTERMEDIÁRIA 24220 / 4030 / 40300 EATON

1715




FORD 13"

1716



TIRANTE DO PLATÔ VW 16.220


**Tirante para Platô**
**1717**


TIRANTE PLATÔ VOLKSBUS LUK 365MM

**1718**


EATON 395MM


**1719**


MB1722 395MM VALEO

**Trava do Tirante**
**Código**
**Aplicação**
**Produto**

2365

TRAVA TIRANTE MB 400MM DUPLA


**Sapata Limitador**
**Código**
**Aplicação**
**Produto**

2750

LIMITADOR DA INTERMEDIÁRIA 1935/1941 N12



2751

LIMITADOR DA INTERMEDIÁRIA VOLVO NL 12 IMPORTADA



2752


LIMITADOR MB2638 400MM






2769

LIMITADOR DO 2638





**Pino para Platôs de Alavanca**
**Código**
**Aplicação**
**Produto**

2201	MB1313 COM TRAVA		
2202	LISO MB1313		
2203	1519/1935 COM TRAVA		
2204	LISO 1519/1935		
2205	C/ TRAVA VOLVO N10		
2206	LISO VOLVO N-10		
2207	N 10 COM TRAVA		
2209	C/ TRAVA 1519		
2210	LISO 1519		
2211	COM TRAVA 1935		
2212	LISO 1935		
2213	PINO COM TRAVA 1113		
2214	MB 1113 C/ TRAVA		
2215	PINO C/TRAVA 1933		
2216	PINO LISO 1933		
2217	PINO BIELETA MF275		
2218	PINO ALAVANCA MF275		
2219	PINO PLACA MF 275		
2220	PINO BIELETA MF65X		
2310	PINO GRANDE MASSEY FERGUNSSON (MEIA LUA)		







Membrana

0101




MB366 ORIGINAL

0102



MB 366 RETA S/ ANEL

0103



MB366 ALTA

0104



MB1620 350MM (RETA) SACHS

0105



MB1620 350MM (ALTA) SACHS

0106



1620 RETA C/ ANEL

0107




MB1932 / 1933 430MM IMPORTADO (ALTA)

0109




MB 1632 / 1634 / 1938 / 2035

0111




MB1722 395MM SACHS

0112



SCANIA 112 1 ARO 420MM

0115




SCANIA 124 / VOLVO FH 430MM

0116



SCANIA K.113 5,6,7,8 MARCHAS  
REPUXE 430MM



Membrana

0119



VOLVO REPUXE 430 MM

0120



VOLVO B.12 RX.2 430MM

0121



VOLVO BI-DISCO NL 10 /  
NL 12 IMPORTADO 380

0122



VW 16180 / 16210 TIPO SACHS  
FORD CARGO 14" F 1618

0125



VW 16810/16210/16240 -4,5MM  
TIPO LUK C/ MURINGA

0126



FORD 13" 11130/12130 8.140/9.150 TODOS

0135



MB1417 VALEO 362MM

0136




MB1722 VALEO 395MM

0138



CBT 13"

0139




VW TITAN 18.310 380MM

0140




VOLKSHBUS EATON 365MM

0142



FORD CORCEL I



Membrana

0144




MB1417 362MM SACHS

0145




VALMET 1780 330MM

0148



MB 1113

0150



FIAT PALIO

0151




GM CORSA / IPANEMA

0154




MB 1621/1620 CARÇAÇA ESTAMPADA

0157



MB 1112 / 1114

0158




FIAT 147 180MM

0161




PEUGEOT VALEO

0162



VW GOL / SANTANA / SAVEIRO VALEO

0163





RENAULT CLIO 1.6


0164



VOLVO D-13 I-SHIFT


**Membrana**
**0167**


MB MICRO 710 PLUS

**0176**



MASSEY FERGUSSON ALTA

**0188**


FORD CARGO 395MM EATON

**0189**


VOLVO VM EATON 395MM

**0194**


SCANIA SÉRIE 4 VALEO 430MM

**0195**


SCANIA SÉRIE 5 VALEO 430MM

**0196**


MB1417 362MM SACHS C/ 3.6MM

**Escareador**
**Código**
**Aplicação**
**Dimensão**
**Produto**

0801

BROCA COM ESCAREADORES

4 MM

0803

BROCA COM ESCAREADORES


5 MM

0805

BROCA COM ESCAREADORES

6 MM





Rebite de Membrana - Escalonado

**0201**



SCANIA 2 AROS

**0202**



SCANIA 1 ARO

**0203**



MB 366 / 1620 ORIGINAL  
CARÇAÇA FUNDIDA

**0204**



MB1620 - 1621 - 362 SACHS  
CARÇAÇA ESTAMPADA

**0205**



VOLKS BUS LUK 16210 / 16220

**0206**



VALMET 1280

**0207**



FORD / GM 11" F-1.000 LUK

**0208**



FORD / GM 13" SACHS

**0209**



VW FUSCA 1300 / 1600 SACHS

**0210**



VW 1300 / 1600 LUK

**0211**



CORCEL 1 LUK

**0212**



FORD / GM 13" LUK



Rebite de Membrana - Escalonado

0213



ELETRONICO MB1417 VALEO 362MM

0214



OPALA BORG

0224



MB1722 395MM SACHS PONTA 9MM




0225




MB1620 PONTA 10MM





**Aro-Anel de Articulação**

Código	Aplicação	Produto	
1501	MB366 ORIGINAL 3,5MM		
1502	366 SOB MEDIDA 4,00MM		
1503	MB 1620 ORIGINAL 4,0MM (ARO PRETO)		
1504	MB1620 SOB MEDIDA 4.5MM (ARO PRETO)		
1505	SCANIA 01 ARO (ARO COBREDO)		
1506	SCANIA 02 AROS		
1507	SC HW / VOLVO 340 360 MENOR		
1508	SC HW / VOLVO 340 360 MAIOR		
1509	ARO DA CAPA VOLVO IMPORTADO		
1511	430MM 5.0 SC / VOLVO / MB ESTAMPADO		
1512	VOLKSBUS LUK		
1513	MB1620 5.0MM		
1514	VW 13130 4,5MM		
1515	VW 13180 4MM		
1516	MB 366 5MM		
1517	FORD 13" (ARO PRETO)		
1518	ARO MB 1417 / 1722 VALEO (ARO PRETO)		
1519	MB 1417 / 1722 5,2MM VALEO		
1520	VALMET 1280 SACHS		
1521	ARO 1780 LUK		
1522	ARO DA CAPA VWTITAN 380MM		
1523	MB1722 395MM SACHS		
1524	MB1620 SOB MEDIDA 4,2MM (ARO COBREDO)		
1525	MB1722 395MM SACHS 5.0MM		
1526	FORD F-1.000 LUK 3,5MM		
1527	FORD F-1.000 SACHS 3,5MM		
1528	SCANIA 112 5.5MM		
1535	SC / MB / VOLVO 430MM ARO 5MM VALEO		
1536	MB1313 SACHS (ARO PRETO NACIONAL		
1537	MB1723 (ARO PRETO NACIONAL) EATON		

**Aro de Anel Compensado**

Código	Aplicação	Dimensão	Produto
1601	ARO ANEL COMPENSADO	2,5 X 5 MM	
1602	ARO ANEL COMPENSADO	2,5 X 4 MM	
1603	ARO ANEL COMPENSADO	2,5 X 9 MM	
1604	ARO ANEL COMPENSADO	2,5 X 7 MM	
1605	ARO ANEL COMPENSADO	2,5 X 10 MM	
1606	ARO ANEL COMPENSADO	2,0 X 4 MM	
1607	ARO ANEL COMPENSADO	2,0 X 5 MM	
1608	ARO ANEL COMPENSADO	2,5 X 3,5 MM	
1609	ARO ANEL COMPENSADO	2,5 X 4,5 MM	
1610	ARO ANEL COMPENSADO	2,5 X 6 MM	
1611	ARO ANEL COMPENSADO	3 X 5 MM	
1612	ARO ANEL COMPENSADO	3 X 6 MM	
1613	ARO ANEL COMPENSADO	3 X 7 MM	


**Bucha para Alavanca**
**2700**

 BUCHA ADAPTAÇÃO MB1722  
SACHS 395MM FURO 9 X 5.5

**2704**


BUCHA MB1113

**2705**


BUCHA MB1313

**2706**


BUCHA MB1519 / SC111 / MB1935

**2707**


BUCHA MB1933 IMPORTADO - 1630 - 1934

**2708**


BUCHA VOLVO N10

**Bucha do Mancal**
**Código**
**Aplicação**
**Produto**

2701	BUCHA DE BRONZE DA CAPA SECA 16180/16220
2702	BUCHA DO 16180 MENOR
2703	BUCHA DO MANCAL 16220MAIOR







Alavanca Diversas

2001



MB 608 / 1113

2002



MB 1313 / 1513

2003



MB 355/1519 380MM

2004



MB 1924/1929

2005



MB 1935/1941 SCANIA 142

2006



MB 1933/1934 420MM IMPORTADO

2007



SCANIA 110 / 111 420MM

2008



MF 65 ACABADA

2009



MF 265 ACABADA

2010



VOLVO N10 BI DISCO 350MM

2011



VOLVO N 12 BI DISCO 380MM

2015



VALMET 85/110 MICROFUNDIDA


**Alavanca Diversas**
**2016**

 VALMET 62/80 7032  
C/ RASGO

**2017**


CBT 13" ALAVANCA ALTA

**2022**



FORD 13" ABERTA 0076

**2023**


4079 MASSEY 50X

**2024**

 VALMET 62/80 FORD/GM 12"  
7032 S/ RASGO

**2025**


WILLYS

**Kit Membrana**
**Código**
**Aplicação**
**Produto**

2739	KIT ANEL MEMBRANA 366
2740	KIT ANEL 1620
2785	KIT ANEL SC112
2792	KIT ANEL VW1600






Cavalete do Platô

2101



MB 1113 280MM

2102



MB 1313 310MM

2103



MB 355/1519 SCANIA 110/  
111 420MM / VOLVO N12 380MM

2104



MB 1519 (REFORÇADO)

2105



MB 1935/1941

2106



MB1933/1934 420MM

2107



VALMET 65

2111



VOLVO N 10 350MM

Caneca Auto Centrante

0405



CANECA DO REFIL 380MM /  
430MM (120 X 30)

0406



CANECA MANCAL EATON



Kit Trava do Colar

2372



SC / MB / VOLVO 430MM  
VALEO ENGATE SIMPLES

2717



MB O-400 / 1935 430MM

2735



VOLKS DELIVERY 362MM VALEO

2771



MICRO ÔNIBUS MB 912

2780



IVECO DAYLI

2781



VALEO 430MM IVECO / SC / MB

2783



SC124 430MM C/ SERVO (TRAVA/ANEL)

2789



SCANIA 124 / VOLVO FH / MB 1938 430MM

2790




KIT P/ MEMBRANA VOLVO 340 - MENOR

2794



VW TITAN 380MM SACHS

2795




VW EATON 365MM

2798




EATON 365MM 3 COMPONENTES



Placa de Pressão Linha Pesada

0900



MB 1113 ALAVANCA

0901




MB 1313

0902



VOLVO NL 10/NL 12 360/  
400/410 BI DISCO 380MM

0903



MB 1722 395MM SACHS

0904



MB 355 - 1519 - O371

0905



MERCEDES BENZ 1935/1941 BI DISCO

0906




MB1924 - 1929 RS

0907



MB/SC/VOLVO CARÇAÇA  
ESTAMPADA 430MM

0909



MB1938 REPUXE 430MM (FUNDIDO)

0916




SCANIA 110/111 420MM

0919




SCANIA F94/K124/K94 R-193  
CARÇAÇA ESTAMPADA 430MM

0923



VOLVO N 10/B 10M BI DISCO 350MM



Placa de Pressão Linha Pesada

0924




VOLVO N 12 BI DISCO 380MM

0933



VOLVO INTERMEDIÁRIA N10 350MM

0935



FERRO DA HUBER 140

0936




COBERTURA DA HUBER 140

0937



VW TITAN 380MM

0940



MASSEY FERGUSSON 275 - 310MM

0941



MASSEY FERGUSSON 65X / MF50

0943



VALMET 880 / 1280

0949




FORD 13" / VW AGR

0955



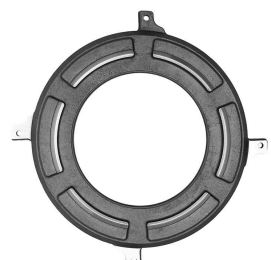
MB 362MM - EMPURRAR (BASE ESTREITA)

0954




MB 1620 FUNDIDO 350MM

0956



MB / VOLVO 400MM



Placa de Pressão Linha Pesada

0957



VOLVO D-13 / SCANIA  
SÉRIE 5 430MM SACHS

0958



SCANIA 112 420MM

0962



SCANIA SÉRIE 4 VALEO 430MM

0963




SCANIA SÉRIE 5 VALEO 430MM

0964




EATON 395MM

0965



VOLVO I-SHIFT 430MM SACHS

0969



MASSEY FERGUSSON 12" BORG

0970




BORG 12 FINA

0973




MB 362MM (BASE LARGA)

0976



EATON 365MM

0977




VOLVO I-SHIFT ROBOCOP

0978




SCANIA XT SACHS 430MM



Placa Intermediária Linha Pesada / Agrícola

0913




INTERMEDIÁRIA 1935 / 1941 BI DISCO

0933




INTERMEDIÁRIA N10 350MM

0934




INTERMEDIÁRIA N12 380MM

0952



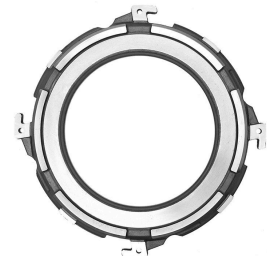
INTERMEDIÁRIA MB AXOR 400MM

0972



INTERMEDIÁRIA MB 400MM

0979



VW METEOR 28.460 /  
29.530 MAN 430MM


Capa para Platô

2900



MASSEY FERGUSSON 275 / 290

3300




FORD 13" MICRO / DELIVERY

3500




MB 1620 ESTAMPADO 350MM SACHS

3620



MB 1418 362MM SACHS

3800




VW TITAN 18.310 380MM SACHS

3950




MB 1722 395MM SACHS






Capa para Platô

4280




MASSEY FERGUSSON 65X

4350




VOLVO / FORD CARGO  
EATON 395MM PUXAR

4365




EATON 365MM

4700




SCANIA 430MM

4701



SCANIA SÉRIE 4 VALEO 430MM

4702




SCANIA SÉRIE 5 VALEO 430MM

4710




VW METEOR 28.460 /  
29.530 MAN 430MM

4711



CAPA MONTADA VW METEOR 430MM

4712




SCANIA 112 420MM

4713



SCANIA 111 420MM

4740




VOLVO I-SHIFT 430MM

4750



MB / IVECO / VW 430MM


**Capa para Platô**
**4760**


CAPA MONTADA VOLVO I-SHIFT 430MM

**Componentes Diversos para Disco**
**Código**
**Aplicação**
**Produto**

2709

ANEL EXTERNO CENTRO DISCO 366



2710

ANEL EXTERNO CENTRO DISCO MB1620/1519



2711

ANEL EXTERNO CENTRO DISCO 1924/SC.112



2741

UNHA DO DISCO MB 366 / 1313



2742

UNHA DO DISCO MB1620 / 1519 / SCANIA














2743

UNHA 430MM 1,2MM




**Componentes Diversos para Disco**


Código	Aplicação	Produto
2936	MOLA PRATO CENTRO DISCO 395MM	
2937	ARANHA LISA CENTRO DISCO 395MM	
2918	ANEL DO PRÉ DAMPER DISCO SACHS 350MM A 395MM	
2919	ANEL PRÉ DAMPER SC SÉRIE 4 430MM	
2921	ANEL PRÉ DAMPER FORD 13" (FLANGE)	
2938	MOLA PRATO CENTRO DO DISCO 430MM	
2939	ARRUELA LISA CENTRO DO DISCO 430MM	
2940	MOLA PRATO CENTRO DO DISCO VOLVO I-SCHIFT	
2941	ARRUELA LISA CENTRO DO DISCO VOLVO I-SCHIFT	
2942	JOGO TRAVA DISCO PRÉ SCANIA SÉRIE 5 VALEO 430MM	
2944	CALÇO PRÉ DAMPER 400MM MB 2638	


**Componentes Diversos para Disco**


Código	Aplicação	Produto
2394	MOLA ARANHA 362 / 380 / 395	
2395	TRAVA CENTRO DO DISCO 362 / 380 / 395	
2393	KIT REPARO DO DISCO 362 / 380 / 395	

**Suporte de Mola Pré Damper**
**2926**



SUPORTE PRÉ DAMPER FORD 13"

**2927**


TAMPA PRÉ DAMPER FORD 13"

**2928**



SUPORTE PRÉ DAMPER 430MM

**2929**


TAMPA PRÉ DAMPER 430MM

**2930**


SUPORTE PRÉ DAMPER 395MM


**2931**

 TAMPA PRÉ DAMPER  
350MM A 395MM SACHS

**2932**


 SUPORTE PRÉ DAMPER  
VOLVO D13 I-SHIFT / SCANIA SÉRIE

**2933**


 TAMPA PRÉ DAMPER VOLVO  
D13 I-SHIFT / SCANIA SÉRIE

**2943**



TAMPA PRÉ DAMPER 400MM MB 2638


**Disco separador - Fibra**
**Código**
**Aplicação**
**Produto**


1301	MB1313 - 1513 6 MOLAS DSN04
1303	MB366 - 1113 - 1518 ORIGINAL 3MM DSN06
1305	MB1519 - 1620 - 1935 / VOLVO N10 3MM DSN 05
1306	MB1519 - 1620 - 1935 / VOLVO N10 2MM DSN05-A
1307	MB1924 - 1929 / SCANIA 111 - 112 3MM DSN08
1308	VOLVO HW340 - N12 / MB1924 2MM DSN09
1309	ÔNIBUS VOLKS BUS 16120 DSN07
1310	VOLVO N12 DSN10
1311	VOLVO EDC DSN11


**Anel Centralizador / Anel Intermediário do Disco - Fibra**
**Código**
**Aplicação**
**Produto**


1315	ANEL INTERNO DISCO VOLVO HW 430MM 137 X 111 X 2MM
2756	CALÇO PARA DISCO SPRINTER
2757	CALÇO PARA DISCO FIAT
2758	CALÇO PARA DISCO HILUX
2759	CALÇO PARA DISCO 11"/12"/13"


**Lâmina para Disco**
**2601**


GM C-10 / C-14

**2602**


FORD 11" D 10 / F 4000

**2603**


CHEVROLET D60 12"




Lâmina para Disco

2604




13" 11130 / 12130

2605




GM OPALA BORG

2606




SC / MB / VOLVO / IVECO / VW 430MM

2607



MB1519 / VW TITAN 380MM

2608




MB / VW / FORD 395MM SACHS

2609



SC / MB / VOLVO 420MM

2610



MB1620 350MM

2611




MB366 / 1518

2612




MB1113

2613




MB1313

2616




430MM SCANIA SERIE 5 /  
VOLVO D13 I-SHIFT

2620




MB2638 DUPLA 400MM (RC822)




Lâmina para Disco

2626



FORD 13" (LONA 887)

2628




VOLVO I-SHIFT (ROBOCOP)  
395MM 5 MOLAS

2680




MB1417 (LONA 839)

2681



MB 362MM (LONA 850)

2682



395MM 5 MOLAS

Pastilhas Sinterizada

2801



VT5 - Esp. 4,0MM

2802



VT5 - Esp. 3.2MM

2803



VTS1 - Esp. 3.0MM

2804



VTS2 - Esp. 3.2MM

2805




VTL5 - Esp. 4,0MM

2806



VTL8 - Esp. 4,8MM



Pastilhas Sinterizada

2807



VTLD5E - Esp. 4,0MM

2808



VTLD8E - Esp. 4,8MM

2809



VTLD5D - Esp. 4,0MM

2810



VTLD8D - Esp. 4,8MM

2811



VSR11 - Esp. 4,0MM

2812



VSR12 - Esp. 4,4MM

2818



VTD5E - Esp. 4,0MM

2819



VTD5D - Esp. 4,0MM

2821



BANANINHA - Esp. 3.0MM

2822



BANANINHA - Esp. 3.2MM

2823




VSR13 - Esp. 4,8MM

2824



VT4 - Esp. 3,6MM





Pastilhas Sinterizada

2827



VT8 - Esp. 4,8MM

2829



VT7D - Esp. 4,5MM

2830



VT7E - Esp. 4,5MM

2831



VTL5D - Esp. 4,5MM

2832



VTL5E - Esp. 4,5MM

2833



VT7 - Esp. 4.4MM

2834




VTD5E - Esp. 4,8MM

2835




VT5 - Esp. 4,8MM

2820




395MM EATON

2813




430MM EATON



**Rebite para Pastilha Sinterizadas**
**Código**
**Aplicação**
**Produto**

0701	MENOR (REFORÇADO ORIGINAL)	
0702	MAIOR (REFORÇADO ORIGINAL)	
0703	REBITE MAIOR ( ESTAMPADO )	
0704	REBITE DE PASTILHA MENOR	
0705	REBITE DE PASTILHA MAIOR	
0706	MASSEY FERGUSSON 290 C/ 10,5MM ALTURA	
0707	MASSEY FERGUSSON 290 C/ 8.5MM ALTURA	
0708	MENOR 9,5MM (ESTAMPADO)	
0709	MAIOR (ESTAMPADO)	


**Rebite Tubular para Revestimentos**
**Código**
**Aplicação**
**Produto**

0601Z	4 X 6 MM	
0605Z	5 X 10 MM	
0613Z	5 X 5 X 9,5 MM	
0603Z	5 X 6 MM	
0604Z	5 X 8 X 9,5 MM	
0610Z	6 X 6 X 11,5 MM	
0606Z	6 X 6 X 9,5 MM	
0602Z	6 X 7 X 11,5 MM	
0607Z	6 X 8 X 11,5 MM	

**ZINCADO**

0609C	3 X 5 MM	
0608C	4 X 10 MM	
0601C	4 X 6 MM	
0605C	5 X 10 MM	
0603C	5 X 6 MM	
0604C	5 X 8 X 9,5 MM	
0610C	6 X 6 X 11,5 MM	
0606C	6 X 6 X 9,5 MM	
0607C	6 X 8 X 11,5 MM	

**COBRE**



0601F	4 X 6 MM	
0605F	5 X 10 MM	
0613F	5 X 5 X 9,5 MM	
0603F	5 X 6 MM	
0604F	5 X 8 X 9,5 MM	
0610F	6 X 6 X 11,5 MM	
0606F	6 X 6 X 9,5 MM	
0602F	6 X 7 X 11,5 MM	
0607F	6 X 8 X 11,5 MM	



**FOSFATO**

0621	4 X 6 MM	
0622	5 X 6 MM	
0623	5 X 8 MM	
0624	6 X 6 X 11,5 MM	
0625	5 X 5 X 9,5 MM	
0626	6 X 8 X 11,5 MM	

**REFORÇADO**



**Rebite Maciço - Cabeça Chata**

Código	Medida	Produto
0301	5 X 6,4 MM	
0336	5 X 8 MM	
0333	5 X 9 MM	
0334	5,5 X 12 MM	
0326	5,5 X 30 MM	
0350	5,90 X 1/4 MM	
0304	6 X 10 MM	
0305	6 X 11 MM	
0306	6 X 13 MM	
0319	6 X 16 MM	
0342	6 X 22 MM	
0307	6 X 25 MM	
0359	6 X 25 X 11,5 MM	
0339	6 X 28,5 MM	
0320	6 X 32 MM	
0302	6 X 6,4 MM	
0303	6 X 8 MM	
0357	7 X 10 MM	
0329	7 X 13 MM	
0330	7 X 16 MM	
0328	7 X 25 MM	
0358	7 X 32 MM	
0308	8 X 13 MM	

Código	Medida	Produto
0309	8 X 15 MM	
0310	8 X 19 MM	
0311	8 X 21 MM	
0312	8 X 25 MM	
0313	8 X 30 MM	
0314	8 X 32 MM	
0331	8 X 34 MM	
0321	8 X 35 MM	
0340	9 X 20 MM	
0335	9 X 28 MM	
0353	9 X 30 MM	
0315	9 X 32 MM	
0352	9 X 34 MM	
0332	9 X 36 MM	
0338	10 X 17 MM	
0351	10 X 20 MM	
0341	10 X 22 MM	
0327	10 X 25 MM	
0316	10 X 29 MM	
0322	10 X 32 MM	
0317	12 X 25 MM	
0318	12 X 31,5 MM	


**Rebite Distanciador**

Código	Aplicação	Produto
0501	FORD / GM 13" SACHS	
0502	10" / 11" / 12" OPALA BORG	
0503	FIAT 147	
0504	SPRINTER	
0505	FUSCA SACHS	
0506	FUSCA LUK	
0507	FORD CARGO 14"	
0508	CORCELII - WILLYS - SANTANA AMORTEX	
0510	FIAT UNO 1.5 / 1.6 LUK	
0511	FIAT UNO 1,5	
0512	FIESTA - FORD KA	
0513	LOGUS	
0514	OPALA LUK	
0515	S-10	
0516	VOLARE 13"	
0517	VW 8,150 VOLARE VALEO	
0518	VW 13" SACHS VOLARE	
0519	SILVERADO	
0520	BESTA 2.7	
0521	FORD / GM 11" / 12" / 13" SEM CALÇO	
0522	TOYOTA 14B	
0523	REBITE H VECTRA / Escort Zetec	
0524	RANGER	
0509	F1000 TURBO / VOLARE A6	
0525	REBITE CENTRO DISCO 1417	
0527	IVECO DAILY	




Chapa Intermediária para Disco

1206




CHAPA INTERMEDIÁRIA DISCO  
8 MOLAS 1113/1313

1209



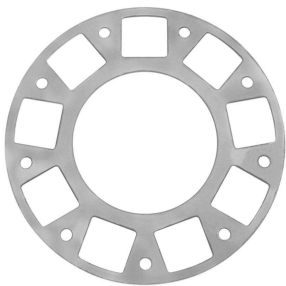
MB 366 INTERMEDIÁRIA

1212




INTERMEDIÁRIA 9 MOLAS  
VW TITAN / MB1620 / MB1519

1215




INTERMEDIÁRIA 420MM  
SC 111 112 / MB1924 9 MOLAS

1223




INTERMEDIÁRIA MB 1113  
/ 1313 6 MOLAS

1225




INTERMEDIÁRIA SCANIA 8 MOLAS

1239




INTERMEDIÁRIA  
MB1935 / SC113 430MM 6 MOLAS

1244




INTERMEDIARIA VOLVO 380MM 8 MOLAS

1274




INTERMEDIÁRIA (REFORÇO)  
SCANIA SÉRIE 5 VALEO 430MM

1275




INTERMEDIÁRIA EATON 365MM 8 MOLAS

1277



CHAPA REFORÇADA  
EATON 365MM 8 MOLAS

1282




INTERMEDIARIA CONSTELLATION  
MB1417 362MM




Chapa Intermediária para Disco

1289




INTERMEDIÁRIA VOLVO I-SHIFT D-13 430MM

1291




SEPARADORA DENTADA  
SC 430MM COM ORELHA

1297




SEPARADORA EATON 395MM 5 MOLAS

1298



INTERMEDIÁRIA MB1418  
/ IVECO VERTIS 362MM 4 MOLAS

1299



INTERMEDIÁRIA FORD 13" ELETRÔNICO

Chapa Lisa para Disco

1201



CHAPA LISA MB 1313 6 MOLAS

1207



CHAPA LISA MB 366

1210




CHAPA LISA 9 MOLAS MB1620  
/ MB1519 / MB1935 / VOLVO N 10

1213



CHAPA LISA SCANIA 111/112 - MB1924

1221




CHAPA LISA MB1113  
/ 1313 8 MOLAS INFERIOR

1224




GUARDA PO 1113 / 1313



Chapa Lisa para Disco

1230



VOLVO 340 9 MOLAS S/ FURO

1236



LISA DESCOBERTA 6 MOLAS  
VOLVO D13 I-SHIFT

1237



TAMPA LISA 430MM SC  
/ MB1935 6 MOLAS COBERTAS

1240



CHAPA LISA 430MM 8 MOLAS PRE DAMPER

1246



CHAPA LISA CONSTELLATION  
430MM 6 MOLAS ABERTA

1251



CHAPA LISA VOLVO I-SHIFT  
MODERNO (ROBOCOP)

1253



TAMPA LISA ROBOCOP MODERNO 430MM

1273



TAMPA SCANIA SÉRIE 5 VALEO 430MM

1280



TAMPA LISA MB1417 / 1722  
/ VW TITAN 6 MOLAS ABERTA

1283



TAMPA DISCO EATON  
395MM VOLVO VM / CARGO

1284




TAMPA EATON 8 MOLAS ANTIGO 365MM

1296




CHAPA LISA 13" 4 MOLAS



Chapa Dentada para Disco

1202



MB 1313 DENTADA 6 MOLAS

1208




MB 366 DENTADA

1211




DENTADA 9 MOLAS MB1620 / MB1519 / MB1935

1214



TAMPA DENTADA 420MM SCANIA 111 / 112 / MB1924

1222




MB 1113 / 1313 8 MOLAS SUPERIOR FURADA

1235



DENTADA DESCOBERTA 6 MOLAS VOLVO D13 I-SHIFT / SC

1238



TAMPA DENTADA 6 MOLAS COBERTA 430MM SC / MB1935

1241



DENTADA 430MM 8 MOLAS PRE DAMPER

1245



DENTADA CONSTELLATION 430MM 6 MOLAS ABERTA

1250




DENTADA VOLVO I-SHIFT MODERNO (ROBOCOP)

1252




TAMPA DENTADA ROBOCOP MODERNO 430MM

1281



ONDULADA 6 MOLAS 362MM 380MM 395MM MB1417 1722




Porta Lâmina e Tampas para Disco

1295




DENTADA 13" 4 MOLAS

1203



PORTA LAMINA CBT

1216




PORTA LAMINA FORD 13"

1217



TAMPA DO DISCO FORD 13"

1218




PORTA LAMINA 10"

1219




TAMPA DO DISCO 10" / 11" / 12"

1220



PORTA LAMINA 11" / 12" 6 MOLAS

1229




TAMPA VOLVO / SC / MB  
430MM 9 MOLAS C/ FURO

1271



TAMPA 6 DENTES VOLVO 400MM DUPLA

1276



PORTA LÂMINA / CENTRAL  
EATON 365MM 8 MOLAS

1287




TAMPA MB 400MM 6  
DENTES C/ PRÉ AMORTECIMENTO

1288



TAMPA MB 400MM 8  
DENTES COM PRÉ AMORTECIMENTO





Porta Lâmina e Tampas para Disco


1290



TAMPA DO DISCO LISA  
SEM PRÉ DAMPER 430MM


Chapa Principal para Disco Caminhão e Ônibus

2500




MB 608

2501




MB 1113 280MM

2502




MB 1313 8 MOLAS 310MM

2504




MB 1620 350MM 6 MOLAS

2505



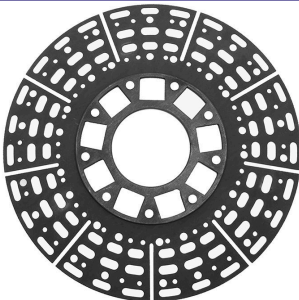
MB 1519 / 355 O-371 9 MOLAS 380MM

2506



MB 1935 BI-DISCO 380MM

2507



SCANIA 1924 / 1929 / 1933 420MM

2508




VOLVO 340 8 MOLAS

2509



SC / MB 1938 / IVECO  
VW / VOLVO 6 MOLAS



Chapa Principal para Disco Caminhão e Ônibus

2510



MERCEDES / SCÂNIA /  
VOLVO 430MM

2511



SC / MB / IVECO / VW / VOLVO  
CONSTELLATION 8 MOLAS

2512



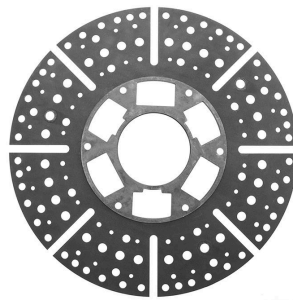
VOLVO 8 MOLAS 380MM

2515




CHAPA C/ 2 TAMPAS CENTRO SCANIA

2516



VW TITAN 6 MOLAS 380MM

2517



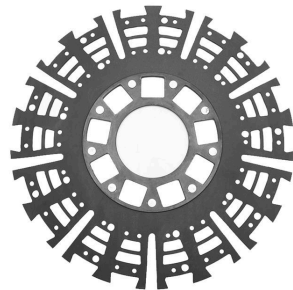
MB 1722 6 MOLAS 395MM

2518




CBT 11" / 12"

2519



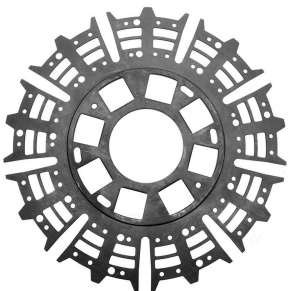
430MM SC / MB / VOLVO 9 MOLAS

2520




MB 1935 430MM 6 MOLAS  
C/ 1 SEP. CADA LADO

2521



SC 124 430MM 8 MOLAS  
C/ 1 SEP. CADA LADO

2523




ONDULADA MB1938 430MM  
CONSTELLATION

2525



MB 1938 6 MOLAS 430MM




Chapa Principal para Disco Caminhão e Ônibus

2526



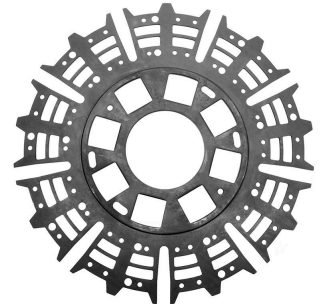
SC124 430MM 8 MOLAS  
C/ 2 SEP. MESMO LADO

2531




MB 2638 Dupla 400MM

2535



SCANIA 124 430MM 8 MOLAS

2537



VOLVO D13 I-SHIFT / SC SÉRIE 5  
430MM 6 MOLAS

2538




HUBER WACCO 14"

2539




INTERNO VALMET 291MM

2580




MB1417 362MM 6 MOLAS  
PRÉ DAMPER S/ SEPARADOR

2581



VW 16210 ONIBUS

2583




FORD 13" C/ PRÉ 4 MOLAS C/ REFORÇO

2584




SCANIA SÉRIE 4 VALEO

2585



SCANIA SÉRIE 5 VALEO

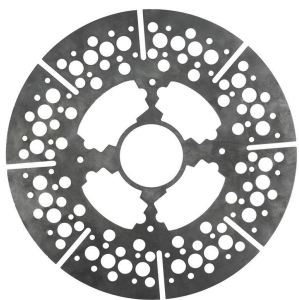
2586



IVECO VERTIS 362MM 4 MOLAS




2588



MICRO MB 710 PLUS


2589



MB1418 362MM 4 MOLAS


Chapa Principal para Disco Caminhão e Ônibus

2591




EATON 395MM 5 MOLAS

2593



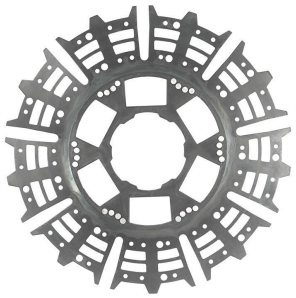
VW 15.180 362MM CONSTELLATION

2594





VOLVO I-SHIFT MODERNO  
ROBOCOP 430MM

2597




MB O 500/ VW COSTELLETION 19320  
6 MOLAS EATON 430MM






Discos de Embreagem

**4000**




INTERNO 18 ESTRIAS  
NEW ACTROS 400MM

**4000-E**




EXTERNO 18 ESTRIAS  
NEW ACTROS 400MM

**4001**




GM 6 MOLAS 10 ESTRIAS C-10

**4002**




DUPLO INTERNO MB 2638  
10 ESTRIAS 400MM

**4002-E**




DUPLO EXTERNO MB 2638  
10 ESTRIAS 400MM

**4003**




DUPLO INTERNO VOLVO FH  
24 ESTRIAS 400MM

**4003-E**




DUPLO EXTERNO VOLVO FH  
24 ESTRIAS 400MM

**4004**




MB 1313 8 MOLAS 10 ESTRIAS 310MM

**4005**



MB 1620 9 MOLAS 10 ESTRIAS  
SACHS 350MM

**4006**




MB 1620 MODERNO 6 MOLAS  
10 ESTRIAS SACHS 350MM

**4007**




MB 1417/1418 4 MOLAS 18 ESTRIAS  
ELETRÔNICO COM PRÉ-DAMPER 362MM

**4008**




VOLKSBUS 8 MOLAS  
10 ESTRIAS EATON 365MM




Discos de Embreagem

4009




VW TITAN COM PRÉ DAMPER 6 MOLAS  
10 ESTRIAS 380MM

4010




MB 1722 C/ PRÉ-DAMPER  
4 MOLAS 18 ESTRIAS 395MM

4011




FORD 13" C/ PRÉ-DAMPER  
4 MOLAS 10 ESTRIAS 325MM

4012




DUPLO INTERNO MB AXOR  
18 ESTRIAS 400MM

4012-E




DUPLO EXTERNO MB AXOR  
18 ESTRIAS 400MM

4013




MB / SCANIA SÉRIE 5 / VOLVO 6 MOLAS  
24 ESTRIAS PRÉ-AMORTECIMENTO 430MM

4014




VOLVO D-13 / I-SHIFT 6 MOLAS  
24 ESTRIAS 430MM

4015




SCANIA / MERCEDES O-400 10  
ESTRIAS 8 MOLAS 10 ESTRIAS 430MM

4016



SCANIA 124 C/ PRÉ-DAMPER  
8 MOLAS 24 ESTRIAS 430MM

4017




VW CONSTELLATION C/ PRÉ DAMPER  
6 MOLAS 10 ESTRIAS 395MM

4018




5 MOLAS 365MM

4019



MOTOR MAN 4 MOLAS 10 ESTRIAS 395MM



Discos de Embreagem

4020




SCANIA SÉRIE 4 VALEO  
6 MOLAS 24 ESTRIAS 430MM

4021




SCANIA SÉRIE 5 VALEO  
24 ESTRIAS 430MM

4022



SCANIA 112 9 MOLAS  
22 ESTRIAS 420MM

4023




SCANIA 110/111 ESTRIA GROSSA  
9 MOLAS 10 ESTRIAS 420MM

4024



IVECO DAILY VALEO 280MM

4025



VW / MB / IVECO 6 MOLAS  
10 ESTRIAS ABERTAS 430MM

4026



VOLVO I-SHIFT (ROBOCOP) 5 MOLAS  
24 ESTRIAS 430MM

4027



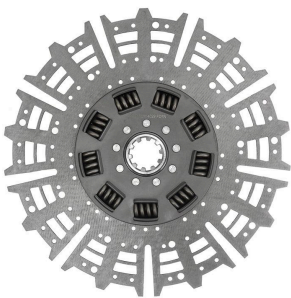
GM D10 / D20 SACHS 250MM

4028




MB 1113 SACHS 280MM

4029




VOLVO NL12 9 MOLAS  
10 ESTRIAS 430MM

4030




SCANIA 113 8 MOLAS  
22 ESTRIAS 430MM

4031



MB1938 AXOR 18 ESTRIAS 430MM



Discos de Embreagem

4032



IVECO VERTIS 4 MOLAS 362MM

4033




MB 710 PLUS SACHS 310MM

4034




FORD F-1.000 SACHS 280MM

4035




MB 1418 6 MOLAS 18 ESTRIAS  
SACHS 362MM

4036




VW METEOR 28.460 / 29.530 MAN  
6 MOLAS 10 ESTRIAS 430MM

4037




VW TGX MAN 6 MOLAS  
10 ESTRIAS 430MM

4038



VOLVO I-SHIFT ROBOCOP  
MOD NOVO 5 MOLAS 24 ESTRIAS 430MM

4039



VW / MB EATON 6 MOLAS  
10 ESTRIAS 430MM

4040



FORD CARGO EATON 395MM

4041



VOLVO VM EATON 395MM

4042




GM 13" / FORD 13" SACHS 327MM

4043



GM D60 / FORD 12" SACHS 300MM





Discos de Embreagem

4044




FORD CARGO SACHS 350MM

4045



MB 366 SACHS 330MM

4046




VW TITAN SEM PRE-DAMPER  
6 MOLAS 10 ESTRIAS 380MM

4054




SCANIA XT G450 430MM

4055

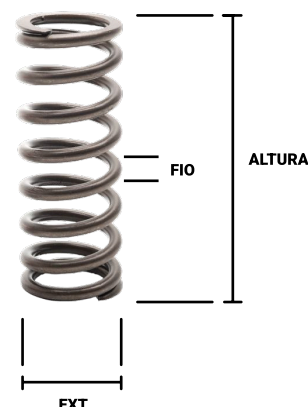


MB 0500 / VW 31.320 6 MOLAS  
10 ESTRIAS 430MM



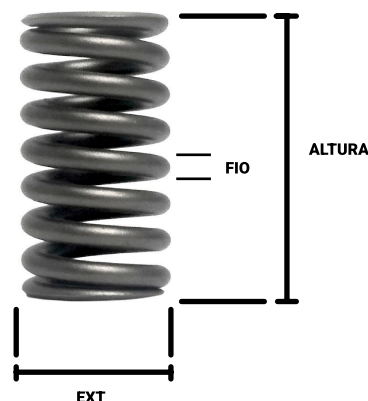

**Mola Helicoidal**


Código	Fio	Altura	Ext.	Aplicação
1801	4,5 MM	85,0 MM	38,0 MM	MB 352 / 1313 CROMO SILICIO (9000)
1802	4,5 MM	90,0 MM	38,0 MM	1313 TURBO 85 A 89 KG CR.S. (REFORÇADA) (9002)
1803	3,8 MM	74,0 MM	29,2 MM	MB355 PESA 44 A 49KG (9010)
1804	4,0 MM	74,0 MM	29,0 MM	MB1519 PESA 54 A 60KG (9011) CARBONO
1805	4,5 MM	74,0 MM	29,0 MM	MB O- 371 PESA 70 A 76 KG (9003)
1806	4,5 MM	70,0 MM	29,0 MM	MB 1924/1929 PESA 54 A 60 KG
1829	5,5 MM	100,0 MM	44,0 MM	MB 1935 REFORÇADA CR.SIL. (9005)
1809	3,8 MM	77,5 MM	29,0 MM	SCANIA 110/111 CROMO SILICIO (9008)
1811	4,8 MM	95,0 MM	40,0 MM	VOLVO N 10 350MM CROMO
1812	5,0 MM	100 MM	44,0 MM	VOLVO N 12 380MM CROMO SIL.
1813	5,0 MM	76,0 MM	37,0 MM	VW 14210 PESO 60 A 63 KG
1814	5,0 MM	76,0 MM	37,0 MM	4030/40300 PESA 90 A 110 KG
1816	4,5 MM	62,0 MM	28,0 MM	MOLA PLATÔ MB1113 CROMO SILÍCIO (9001)
1817	5,0 MM	62,0 MM	28,0 MM	PLATÔ 12"
1818	4,0 MM	60,0 MM	28,1 MM	MOLA PLATÔ 13"
1819	4,0 MM	56,0 MM	22,0 MM	VALMET 292 CR.SIL. (9023)
1820	4,6 MM	60,0 MM	28,1 MM	MOLA PLATÔ 11" CARBONO (9052)
1821	4,3 MM	61,0 MM	28,0 MM	MOLA PLATÔ CBT 13"
1822	4,1 MM	56,0 MM	22,0 MM	MASSEY FERGUSSON 275 CARBONO
1823	3,6 MM	55,7 MM	21,5 MM	MOLA PLATÔ MF275 CROMO SILÍCIO (9021)
1824	4,4 MM	68,0 MM	29,3 MM	PLATÔ 1933 CR.SIL. CARGA ACIMA 60KG (9051)
1825	3,8 MM	77,5 MM	29,0 MM	SCANIA 110 CR.SIL.
1826	4,5 MM	70,0 MM	29,0 MM	MB 1924 / 29 P/67KG CR.SIL. (9009)
1807	5,5 MM	100,0 MM	44,0 MM	MOLA 1935 REF. (9005) CROMO SIL.
1827	4,5 MM	53,0 MM	28,7 MM	VALMET 85 CARB. (9025)
1828	4,5 MM	60,0 MM	28,0 MM	VALMET 65 CARBONO (9027)
1830	5,5 MM	100,0 MM	44,0 MM	MB 1935 ORIGINAL CR.SIL. (9005)
1831	4,8 MM	49,0 MM	29,8 MM	VALMET 62/80 CARBONO (9028)
1832	4,0 MM	66,5 MM	29,1 MM	VALMET 110/148 CARBONO (9029)
1833	3,0 MM	91,0 MM	27,0 MM	MOLA PLATÔ 1313 INTERNA




**Molas de Amortecimento**

Código	Fio	Altura	Ext.	Aplicação
1843	4,5 MM	64,1 MM	29,5 MM	FORD F-12.000 / CBT ALTURA 64.1 EXTERNO 29.5
1844	4,0 MM	59,0 MM	28,5 MM	MASSEY 50X ALTURA 59.0 EXTERNO 28.5
1901	5,00 MM	30,00 MM	20,00 MM	MOLA DISCO 11 / 12 / 13
1903	6,00 MM	35,00 MM	24,00 MM	MB 355/1519/1935
1904	7,20 MM	37,00 MM	30,00 MM	MB 1924 / 1929 - SCANIA 110 / 111 CARBONO
1905	3,50 MM	66,30 MM	23,00 MM	INTERNA ELETRÔNICO VALEO
1906	6,00 MM	76,50 MM	36,00 MM	ELETRÔNICO EXTERNA VALEO
1907	6,50 MM	37,30 MM	26,00 MM	VOLKS BUS MENOR
1908	5,00 MM	42,70 MM	26,00 MM	VOLKS BUS MAIOR
1909	5,00 MM	28,60 MM	21,70 MM	MOLA P/ DISCO 13"
1910	4,00 MM	62,30 MM	19,40 MM	INTERNA VOLVO FH / MB2638 6 MOLAS CROMO SILICIO
1911	7,50 MM	62,50 MM	35,00 MM	EXTERNA VOLVO FH / MB2638 6 CROMO SILICIO
1912	7,50 MM	43,40 MM	35,10 MM	SC124 / MB1935 430MM 8 MOLAS EXTERNA CROMO SILICIO
1914	5,00 MM	30,00 MM	22,00 MM	MOLA DISCO 1113
1915	4,50 MM	43,10 MM	19,00 MM	SCANIA 113 430MM 8 MOLAS INTERNA CROMO SILICIO
1916	6,50 MM	50,40 MM	28,00 MM	EXT. MB1417/1722 362MM/395MM SACHS CROMO SILÍCIO
1920	7,00 MM	44,00 MM	35,00 MM	VOLVO NL12 380MM CARBONO
1921	3,60 MM	50,50 MM	14,50 MM	INTERNA MB 362 / 380 / 395 SACHS CROMO SILICIO
1922	5,00 MM	61,00 MM	26,40 MM	SCANIA SERIE 5 INTERNA CROMO SILICIO
1923	8,00 MM	61,00 MM	43,50 MM	SCANIA SERIE 5 EXTERNA CROMO SILICIO
1924	4,80 MM	35,00 MM	23,50 MM	EXTERNA DISCO EATON 365MM CROMO SILICIO
1925	7,00 MM	57,20 MM	35,50 MM	EXTERNA VOLVO VM EATON CROMO SILICIO
1926	4,80 MM	57,20 MM	20,90 MM	INTERNA VOLVO VM EATON 395MM CROMO SILICIO
1927	8,00 MM	63,50 MM	39,60 MM	VOLVO D-13 EXTERNA CROMO SILICIO
1928	4,80 MM	63,50 MM	22,90 MM	VOLVO D-13 INTERNA CROMO SILICIO
1930	5,70 MM	42,00 MM	29,90 MM	GM D-20 / SILVERADO
1934	8,00 MM	63,50 MM	39,60 MM	VOLVO D-13 EXTERNA CARBONO
1935	7,50 MM	62,50 MM	35,00 MM	EXTERNA MB1938 430MM CARBONO
1959	5,30 MM	34,50 MM	21,70 MM	MASSEY 296 ALTURA 34.5 EXTERNO 21.7
1960	5,50 MM	36,40 MM	23,00 MM	VALMET ALTURA 26.40 EXTERNO 23.0
1961	7,00 MM	76,00 MM	37,00 MM	EXTERNA MB1722 4 MOLAS CROMO SILÍCIO
1962	4,00 MM	65,00 MM	22,00 MM	INTERNA MB1722 4 MOLAS CARBONO





Cubo para Disco

1101



VALMET 85 10 ESTRIAS 8 FUROS

1102



CUBO DISCO MB 1519 10 ESTRIAS

1103



SCANIA 113 HW 124

1104



MB1935 ALTO INTERNO / VOLVO 350MM

1105



MB1935 BAIXO EXTERNO / VOLVO 350MM

1106



MB 366

1108



VOLVO NL12 9 FUROS 380MM  
/ 400MM EXTERNO

1109



VOLVO NL12 380MM 9 FUROS INTERNO

1110



MB1621 / VW / FORD / IVECO  
6 FUROS 10 ESTRIAS

1111



BAIXO 24 220 4030/40300

1112




CBT 11" 12" 13"

1113




CBT 11" 12" 13"



Cubo para Disco

1115



SCANIA 112 ESTRIA FINA 420MM

1116



VALMET 68 EXTERNO 22 ESTRIAS

1117



SCANIA 110-111 ESTRIA GROSSA 10 ESTRIAS

1118



VALMET 62

1119



VALMET 65 / 85 6 FUROS 10 ESTRIAS

1120



MB 1417 ELETRONICO 362MM

1121



VOLVO / MB / VW - 8 Furos, 10 ESTRIAS,  
50,8MM INTERNO, FLANGE 106MM S/ PRE  
DAMPER

1122



CORCEL I E II / DEL REY

1123



VALMET 68 18 ESTRIAS INTERNO

1124



CUBO VOLVO N10 ALTO

1125




CUBO VOLVO N10 BAIXO

1126



VOLVO VM 310 - 395 EATON  
24 ESTRIAS S/ PRÉ DAMPER



Cubo para Disco

1127



MB430MM 18 ESTRIAS / 9 FUROS

1128



MB430 / SC / VOLVO 8 FUROS  
22 ESTRIAS 10 MARCHAS

1130



SCANIA 10 MARCHAS 22 ESTRIAS 9 FUROS

1131



VOLVO EDC SECO S/PRE 10ESTRIAS

1132



1113 ANTIGA SACHS 6FUROS

1135



SEM PRÉ 9 FUROS VW TITAN  
380MM / MB / FORD / IVECO

1137



MB 1418 / 1722 / 1620 C/  
PRÉ DAMPER 10 ESTRIAS SACH

1138



SCANIA 113 10 MARCHAS COM  
PRÉ DAMPER 22 ESTRIAS

1139



MB 350MM A 395MM 18 ESTRIAS C/ PRÉ

1140



SCANIA / VOLVO C/  
PRÉ DAMPER 24 ESTRIAS 6 E 8 MOLA

1141




MB - SCANIA - VW 430MM  
COM PRÉ 10 ESTRIAS

1142



SC SÉRIE 5 / VOLVO D13 COM  
PRÉ DAMPER 24 ESTRIAS 430MM



Cubo para Disco

1143



430MM 9 FUROS 10 ESTRIAS  
VOLVO / IVECO VW

1144



MASSEY 10 DISCO INTERNO

1155



MASSEY FERGUSON 11" 12" 13"  
ESTRIA FINA

1180



MB1418 S/ PRÉ DAMPER 6  
FUROS 18 ESTRIAS

1182



VALMET 68 - 22 ESTRIAS

1183



MASSEY FERGUSON 11" / 12" / 13"  
10 ESTRIAS

1184



CUBO VALMET 8 FUROS ESTRIA FINA

1186



MASSEY FERGUSON 275  
10 ESTRIAS FLANGE GRANDE

1190



IVECO CAVALINO 10 ESTRIAS

1191



FORD 13" C/ PRÉ DAMPER



Atuadores

6000



FORD RANGER 4 CIL. 98  
- 03/V6 4.0 APÓS 95

6001



FIAT PALIO 1.8 VALEO 03>05  
/ STRADA / SIENA / STIL

6002




FIAT PALIO 1.8 LUK 2006>IDEA/LÍNEA/SIENA

6003



FORD ECOSPORT TODOS LUK  
2003> / COURIER / FIESTA /

6004



FORD MONDEO 1.8 2.0 94>01

6005



GM VECTRA CÂMBIO F17 99>  
/ ASTRA / MERIVA / CORSA

6006



GM VECTRA 2.2 CÂMBIO F23  
00>03 / ASTRA / ZAFIRA

6007



GM S-10 / BLAZER 2.8 4CC  
- 4.3 V6 TURBODIESEL 96>0

6008



GM VECTRA 2.0 CÂMBIO F18 96>00

6009



MB SPRINTER 311 - 313 - 413 CDI 02>

6010




RENAULT MASTER 3 FUROS 2.5  
DCI 04>05 - 2.8 TURBO D

6011



RENAULT MASTER 2 FUROS 05>10





Atuadores

6012



FORD FOCUS 2.0 16V ZETEC 00>05

6013



MB1418 ELETRÔNICO 362MM

6014



NISSAN FRONTIER 2.8 4CC  
MWM 02>07 / X-TERRA

6015



FORD ECOSPORT 2.0 CORPO  
ALUMÍNIO 96>04 / FOCUS / K

6016



VW AMAROK 4X4 2.0 TURBO DIESEL 10>

6017



NISSAN FRONTIER 2.8 4CC  
MWM 02>07 / X-TERRA

6018



NISSAN VERSA / MARCH  
/ TIIDA / RENAULT LOGAN

6019



RENAULT MEGANE 02>11 / SCENIC 03>

6020



GM CRUZE 1.8 16V FLEX 12 ACIMA

6021



VOLVO S40 04>12 / FORD FOCUS 04>12

6022




GM TRACKER 12> / SONIC 11>  
- FIAT LÍNEA 07

6023



FORD FOCUS 12>



Atuadores


6025



VOLVO D13 / I-SHIFT 430MM





**Rebitador**

Código	Aplicação	Dimensão	Produto
0802	REBITADOR REDONDO	4 MM	
0806	REBITADOR REDONDO	5 MM	
0809	REBITADOR REDONDO	6 MM	
0804	REBITADOR ESTRELA	4 MM	
0808	REBITADOR ESTRELA	5 MM	
0807	REBITADOR ESTRELA	6 MM	

**Recebedor**

Código	Aplicação	Produto
0810	RECEBEDOR 5 MM / 6 MM	
0811	RECEBEDOR 4 MM / 6 MM	

**Rebitador para Pastilha**

Código	Aplicação	Produto
0812	REBITADOR PARA PASTILHA MAIOR	
0813	REBITADOR PARA PASTILHA MENOR	

**Pedra para Retifica**

Código	Aplicação	Produto
2907	REBOLO PARA RETIFICA 152,4 X 76,2 X 50,8 GRÃO FINO	
2908	REBOLO PARA RETIFICA 152,4 X 76,2 X 32,0	
2909	REBOLO PARA RETIFICA 152,4 X 76,2 X 50,8 GRÃO LARGO	


**Luva de Fixação ( Tubo / Copo )**
**Código**
**Aplicação**
**Produto**

2760

COPO DO SC112

2761

COPO 1620 MAIOR

2762

COPO VW 1600


**Guia do Mancal**
**Código**
**Aplicação**
**Produto**

1112

Torre Alta VW 14200 / Ford 16170 Casia


**Bucha do Mancal**
**Código**
**Aplicação**
**Produto**


 2775  
2776

 BUCHA DO MANCAL CARGO 14  
BUCHA DO MANCAL EATON


7397-B

BUCHA DE NYLON DO MANCAL MB1722 (REFIL 3006)





Rolamento de Embreagem - Linha Leve

5001



VW FUSCA CARVÃO

5002



TOYOTA HILUX

5003



FORD ESCORT CHT 1.6

5004



ESCORT ZETEC / FORD FOCUS

5005



FIAT DUCATO VALEO

5006



FORD CORCEL CHT 1.6  
/ BELINA CHT 1.6 / DELREY

5007



HYUNDAI TUCSON 2.0 / KIA SPORTAGE 2.0

5008



HYUNDAI HB20 1.0 / KIA PICANTO 1.0

5009



HYUNDAI HB20 1.6 -  
VELOSTER / KIA CERATO

5010



VW SANTANA 1.6 1.8 2.0  
GOL / VOYAGE / SAVEIRO

5011




CHEVROLET OPALA

5012



CHEVROLET CHEVETTE



Rolamento de Embreagem - Linha Leve

**5013**



CHERY TIGGO

**5014**



GM MONZA / KADETT / IPANEMA TODOS

**5018**



HONDA CIVIC - FIT - CITY

**5033**




FIAT PALIO

**5034**



FIAT TEMPRA / TIPO / BRAVA

**5040**



VW LOGUS / GOL M.I. APOS 2007

**5041**



FORD F-1.000 / F-4.000 / VOLARE (3367)

**5047**



CHEVROLET D-20 / S-10 / SILVERADO

**5063**



GM CELTA / CORSA

**5089**



PEUGEOT 206 / 207  
/ 307 - CITROEN C3 C4 C5

**5090**




CITROEN ZX C / ABA /  
PEUGEOT 106 / 205 / 306

**5091**



RENAULT CLIO / MEGANE  
/ SCENIC - VOLVO V40 S40



Rolamento de Embreagem - Linha Leve

5092



VW FOX 1.6 / GOLF / POLO  
/ AUDI A3 1.6 2002

5093



TOYOTA COROLLA

5097



FORD F-350 / F-4.000

5098




FIAT SIENA 6 MARCHAS

5099



IVECO DAILY VALEO





Rolamento de Embreagem - Linha Pesada

**3001**



SC112 420MM / MB 430MM /  
MB2638 400MM

**3002**



MB1620 350MM / MB1722 395MM

**3003**



MB1938 / SCANIA 124 430MM

**3004**



VW TITAN 380MM SISTEMA  
DE ENCAIXE/CANECA

**3005**



VW TITAN 380MM / VOLKSBUS 365MM LUK

**3006**



MB1722 395MM CONSTELLATION  
SISTEMA ENCAIXE/CANECA

**3007**



SCANIA 124 / MB1935 CONSTELLATION  
430MM SISTEMA ENC

**3008**



MB1938 2638 / VOLVO FH NH  
430MM SISTEMA ENCAIXE /

**3009**



MB 1113 / 1313 - TOYOTA S/ CUBO

**3011**



VOLVO VM EATON 395MM  
SIST. CANECA/ENCAIXE

**3012**




EATON 365MM SIST. CANECA / ENCAIXE

**3013**



MB MICRO 709





Rolamento de Embreagem - Linha Pesada

3014



SCANIA 112 420MM

3015



VALMET

3016



SCANIA 111 420MM

3017



MB708 / MICRO VOLARE

3019





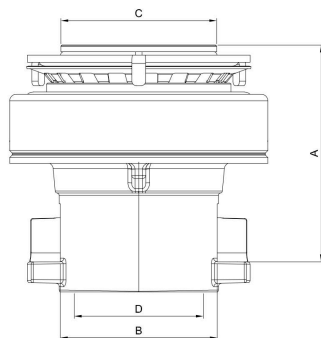
MASSEY FERGUSON 275

3020



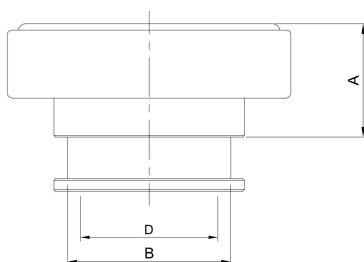
VOLVO I-SHIFT 430MM




**AGRALE**
**7010**

**RDL 1429  
EATON 1271010**

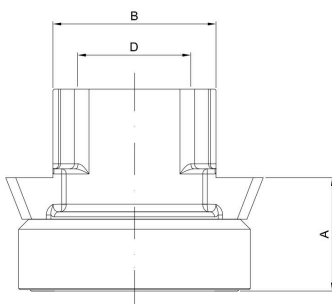
 AGRALE MA 12.0, MA 15.0 MWM EURO 5  
 TODOS ÔNIBUS NEOBUS MID BUS  
 INTERNATIONAL CAMINHÃO 4.400  
 DURASTAR 4/2 6/2  
 EURO 3 (TODOS)  
 EMBREAGEM 365 mm DE PUXAR APLICA KIT 2798

 A - Altura 93,0 mm  
 B - Largura para o garfo 71,0 mm  
 C - Diâmetro para mola membrana 70,0 mm  
 D - Diâmetro Furo 57,5 mm

**7367**

**SACHS 3367  
NWO RDC 1035  
EATON 125802  
6003.033.035.001**

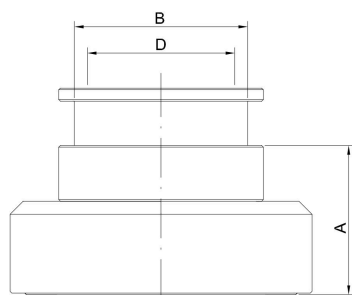
 PLATÔ 280 mm EMBREAGEM PUXAR  
 CAMINHÃO 1600D, 1800D, 4500D, 5000D,  
 7000D  
 MWM 229.3, 229.4 MWM 4, MWM 4.1 13"

 A - Altura 36,70 mm  
 B - Largura para o garfo 52,80 mm  
 D - Diâmetro Furo 44,60 mm

**7040**

**SACHS 3040  
EATON 125919  
2P0141165**

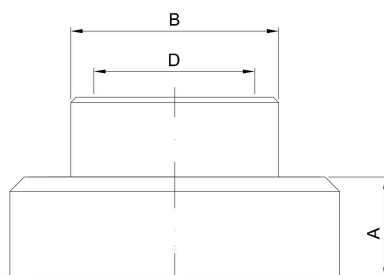
 AGRALE MA 87, VOLARE W.8  
 CAMINHÃO 6.500, 8.700, EURO 5 2012...  
 EMBREAGEM 330 mm EMPURRAR

 A - Altura 45,0mm  
 B - Largura para o garfo 64,80mm  
 D - Diâmetro Furo 44,80mm

**7303**

**NWO RDL1303  
6013.033.035.001**

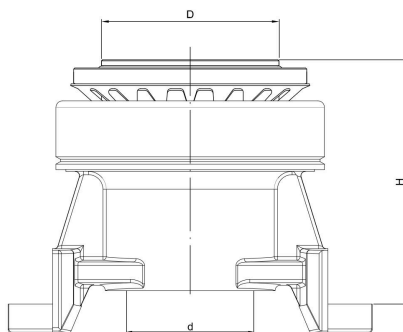
 EMBREAGEM HIDRÁULICA 280 MM  
 EMPURRAR, CAMINHÃO 7000, 7500, 8500,  
 1600D, 1800D, 4500D, 5000D  
 PLATÔ SACHS 280 / 300 / 325 mm

 A - Altura 45,50mm  
 B - Largura para o garfo 52,80mm  
 D - Diâmetro Furo 44,60mm

**7347**

**SACHS 3347  
NWO RDL 1428  
EATON 125783  
6013.0033.005  
6020.0030.16005**

 PLATÔ 325 mm  
 CAMINHÃO 7500 / 8500 / 9500 E-TRONIC,  
 MICRO ÔNIBUS CHASSI 7.5 EMEC,  
 E-TRONIC MA 8.5, 9.5 ETRONIC VOLARE W8,  
 W 9 ELETRÔNICO PARA GARFO ROLETADO

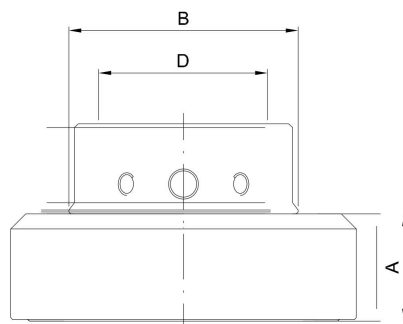
 A - Altura 28,7 mm  
 B - Largura para o garfo 57,9 mm  
 D - Diâmetro Furo 44,80 mm


**AGRALE**
**7359 AC**


**SACHS 3359**  
**NWO RDL 1360AC**

PLATÔ 380 mm CÂMBIO C/ MORINGA AUTO  
CENTRANTE EMBREAGEM DE PUXAR CAMINHÃO  
CHASSI MT 12.0 LE E-TRONIC CUMMINS,  
CHASSI MT 12.0 SB E-TRONIC CUMMINS INTERACT  
4170 CV APÓS 2004 CHASSI MA 12.0 E-TRONIC  
CUMMINS, INTERACT 6 185 E 220 CV APÓS 2004  
CHASSI NA 15-0, EURO II ATÉ 2012  
APLICADO KIT 2794

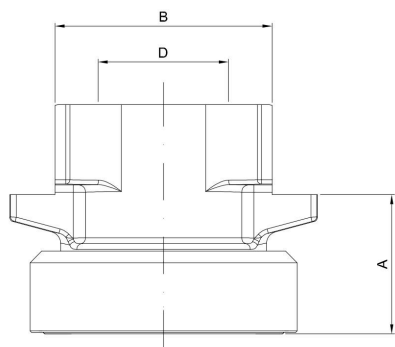
d - Diâmetro Furo 57,50 mm  
D - Encaixe membrana 80,00 mm  
H - Altura 112,00 mm

**7389**


**SACHS 3722 / 3389**  
**NWO RDL 1365 / EATON 125790**  
**6007.0030.48005 / 6013.003.033.005**

MARCOPOLO VOLARE MICRO BUS A5, A8,  
FURGOVAN 6000 RSE, A 8000 CAMINHÕES SÉRIE  
6000, 6000D, 7000, 7500, 8000 MWM TCA,8500, 9200  
MWM TCAE MOTORES MECÂNICO E ELÉTRICO  
MANCAL COMPLETO  
EMBREAGEM 300/330 mm EMPURRAR MWM T2229  
EC4T MWM T4.10 TURBO MWM 4.10 TCA CHASSI  
MA 8.5, 9.2 E TRONIC  
MWM ACTEON 4.12 TCAE 150 (CV) SPRINT

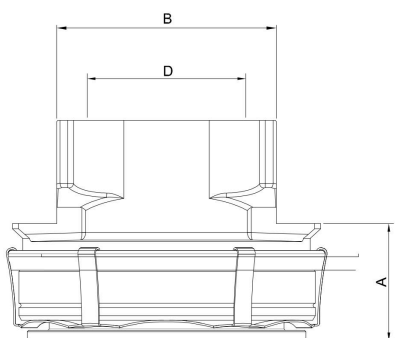
A - Altura 28,7 mm  
B - Largura para o garfo 62,0 mm  
D - Diâmetro Furo 44,60 mm

**7399**


**SACHS 3399**  
**RDL 1431**  
**6025003025005**

AGRALE 330 mm

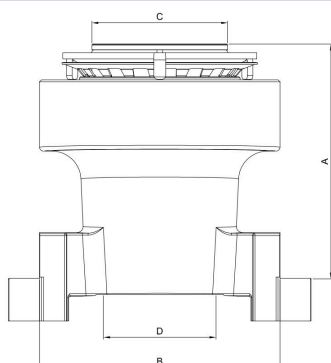
A - Altura 48,0 mm  
B - Largura para o garfo 74,80 mm  
D - Diâmetro Furo 44,80 mm

**7400**


**SACHS 3400**  
**EATON 125910**

AGRALE (362 mm) MA 9.2, MA 10.0,  
VOLARE W8, W.9, WL 2012>...  
CAMINHÃO 10.000 MOTOR MWM  
MAXXIFORCE  
4.8 (165 CV), VOLARE W8 W9  
APLICADO NO PLATÔ 1852 SACHS 362 mm  
EMPURRAR

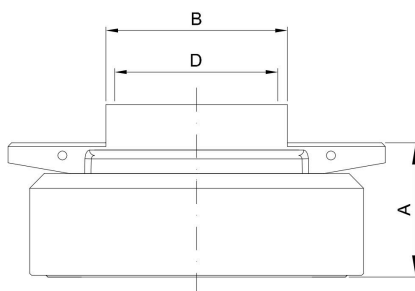
A - Altura 40,0 mm  
B - Largura para o garfo 74,80 mm  
D - Diâmetro Furo 44,90 mm

**7563**


**EATON 125563 / 125715**

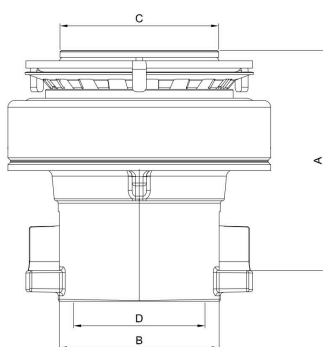
PLATÔ 365 mm EMBREAGEM PUXAR  
ÔNIBUS MA/MT 12 ATÉ 2005, ONIBUS MA 15 ATÉ 2006,  
ÔNIBUS 12.0 E-TRONIC INTERACT 4 170 CV, ÔNIBUS  
MA 12  
SB E-TRONIC INTERACT 4 170 CV 2006  
MA 15.0 MWM 4.12 TCE 180 CV 2007..  
APLICADO KIT KTA 2795

A - Altura 121,0 mm  
B - Largura para o garfo 123,80 mm  
C - Diâmetro para mola membrana 70,0 mm  
D - Diâmetro Furo 57,5 mm


**CHRYSLER**
**7323**

**SACHS 3323  
NWO RDL 1323  
EATON 125800**

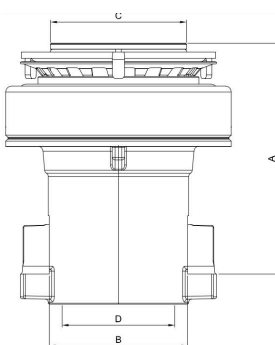
 DODGE 700, 900, 950 E, 17110 S,  
10/87 Á 02/94, 8100, 8200,  
11130, 13150 TODOS  
EMBREAGEM DE EMPURRAR

 A - Altura 36,50 mm  
B - Largura para o garfo 49,80 mm  
D - Diâmetro Furo 44,50 mm

**FORD**
**7010**

**EATON 127.1010  
BH6X 7548 BA**

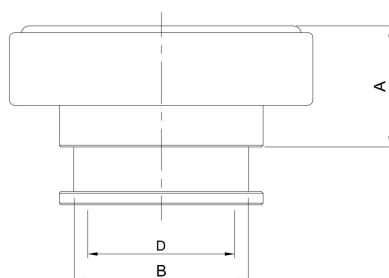
 NOVO FORD CARGO 1723 KOLECTOR, CUMMINS  
1729 TRACTOR, 2428 2429  
MOTOR CUMMIS 5.91 275-CV  
TODOS ...2012, PLATÔ EATON 395 mm  
EMBREAGEM DE PUXAR REFERÊNCIA EATON 138  
215-1 APLICA EMBREAGEM  
SACHS 395 mm  
APLICA KIT 2798

 A - Altura 93,0 mm  
B - Largura para o garfo 71,0 mm  
C - Diâmetro para mola membrana 70,0 mm  
D - Diâmetro Furo 57,5 mm

**7029**

**EATON 127.1029 / 125.1040  
F 81A7548 AC**

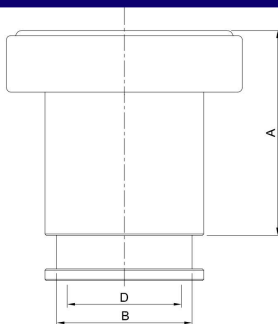
 NOVO FORD CARGO 1317E, 1319E,  
1517, 1519, 1717E, 1719  
MOTOR CUMMIS 3.91 (170 CV) CUMMINS  
CAMINHÃO 2011 1722 E 2422 TODOS 1723, 2423  
2012...  
MOTOR CUMMIS 5.91 220-CV 2011...  
PLATÔ 365MM LUK EMBREAGEM DE PUXAR  
REFERÊNCIA EATON 138.206.2 PLATÔ E DISCO  
SACHS 365 mm, APLICA KIT 2798

 A - Altura 122,0 mm  
B - Largura para o garfo 71,0 mm  
C - Diâmetro para mola membrana 70,0 mm  
D - Diâmetro Furo 57,5 mm

**7367**

**SACHS 3367  
NWO RDC 1035  
EATON 125802  
82 TU 7548 A**

 PLATÔ 280 / 300 / 325 / 330 mm  
EMBREAGEM DE EMPURRAR  
F 1000, F 2000, F 4000 ATÉ 79 - F 11000, F 13000, F  
14000, F 16000, F 19000, F 21000, F 22000 ATÉ 86  
MT MWM D229-6, 13" FORD 4.4 MWM 229.4 FORD  
272, F 600, F 700 MAXION PERKINS MWM, F 7000, FT  
7000, F350, F 400, F 4000 ...003-92  
CARGO 1113, 1313, 712E, 2007 A 2012

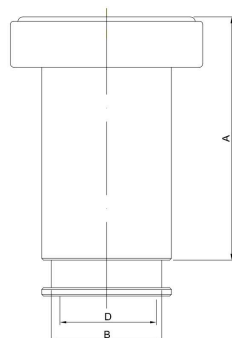
 A - Altura 36,70 mm  
B - Largura para o garfo 52,80 mm  
D - Diâmetro Furo 44,60 mm


**FORD**
**7373**


**SACHS 3373**  
**NWO RDC 1037**  
**2SK 141.165**  
**XC45 7548 AA**

PLATÔ 300 / 325 / 330 mm EMBREAGEM EMPURRAR  
 F 4000 TURBO DIESEL MWM CUMMINS 09/97 A 1998  
 CARGO 814, 815 CUMMINS 13" 4BTAA 180CV  
 MECÂNICO

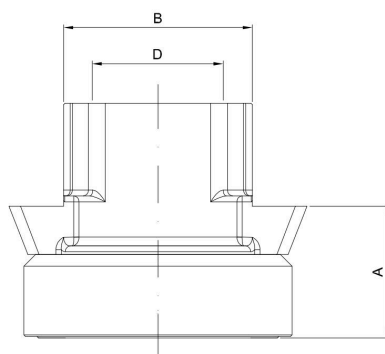
A - Altura 80 mm  
 B - Largura para o garfo 52,80 mm  
 D - Diâmetro Furo 44,60 mm

**7387**


**SACHS 3387**  
**NWO RDC 1038**  
**EATON 125801**  
**2SL 141.165**

PLATÔ 325 / 330 mm EMBREAGEM EMPURRAR F  
 12000,  
 F 14000, 1600 HD MOTOR MWM 6.10 F 14000 HD

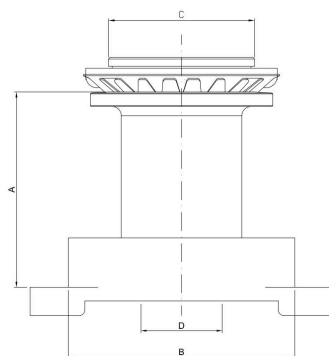
A - Altura 115,60 mm  
 B - Largura para o garfo 52,80 mm  
 D - Diâmetro Furo 44,60 mm

**7040**


**SACHS 3040**  
**EATON 125919**  
**V.W. 220-141165**  
**2PO - 141165**  
**457548 AA**

FORD 816-E, 1119 4.5 (2012 1 2013)  
 FORD CARGO 816-E, 1119  
 CUMMINS ISB 4.5160 P70 EURO 5  
 TRANSMISSÃO EATON FS.4505-D  
 APLICADO NO PLATÔ 1085 SACHS  
 PLATÔ 330 mm EMBREAGEM EMPURRAR

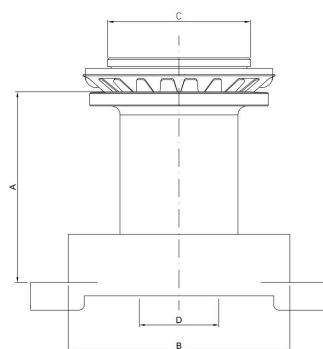
A - Altura 45,0 mm  
 B - Largura para o garfo 64,80 mm  
 D - Diâmetro Furo 44,80 mm

**7358 SM**


**SACHS 3358 / NWO RDL 1348 / 6TH 6580 / 2Z**  
**0141707-A / SACHS 3346 / NWO RDL 1349**  
**E 3HN 7580 AA**

PLATÔ 350 / 380 mm - CÂMBIO S/ MORINGA  
 EMBREAGEM PUXAR CARGO C1117, 1215, 1218,  
 C1317, 1415, 1417, 1418, 1419, C1517, 1519, 1615,  
 1617, 1618, 1619, C2217, 2218, 2319 ÔNIBUS B1618  
 APLICA KIT 2794

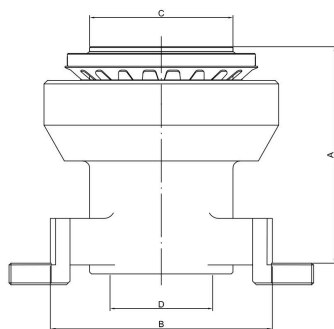
A - Altura 100,0 mm  
 B - Largura para o garfo 124,0 mm  
 C - Diâmetro para mola membrana 80,0 mm  
 D - Diâmetro Furo 44,50 mm

**7346 SM**


**SACHS 3346**  
**NWO RDL 1349**  
**E 3HN 7580 AA**

CARGO C 11-17 C 13-17, C 15-17, C 16-18, C 22-17  
 ASPIRADO  
 APLICADO CÂMBIO SEM MORINGA PLATÔ 350 mm  
 EMBREAGEM DE PUXAR  
 APLICA KIT 2794

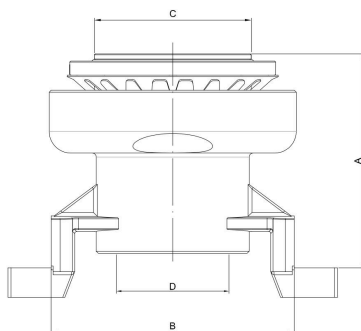
A - Altura 107,0 mm  
 B - Largura para o garfo 124,0 mm  
 C - Diâmetro para mola membrana 80,0 mm  
 D - Diâmetro Furo 44,50 mm


**FORD**
**7350**


**NWO RDL 1350**  
**2RP 141.037C**  
**BG 1X 7561-AA**  
**BF 7X 7A 605A**  
**LUK 500083910**

PLATÔ LUK COM MORINGA 365 mm EMBREAGEM DE PUXAR 15170, 15180, 16170, 16180, 16200, 16210, 17210, 22170, 24220 ÔNIBUS 16210, CARGO 1117 TURBO, CARGO 1317 TURBO, CARGO 1517 TURBO, CARGO 2217 TURBO 1317, 1517, 12170, 12180, 13170, 13180, 14150, 14170, 14180, 14200, 14220 APLICADO KIT 2794

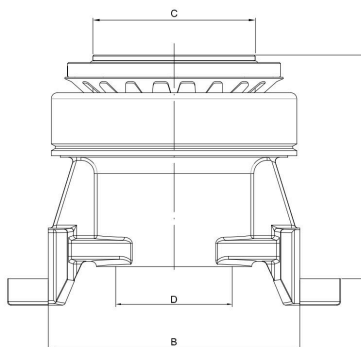
A - Altura 119,30 mm  
 B - Largura para o garfo 124,0 mm  
 C - Diâmetro para mola membrana 80,0 mm  
 D - Diâmetro Furo 57,50 mm

**7348 SM**


**SACHS 3348 NWO RDL 1360 SM**  
**EATON 125562**  
**ZZO 141.707 A**  
**BF6X 7A605 A**

PLATÔ 350 / 380 mm EMBREAGEM DE PUXAR CAMINHÕES E ÔNIBUS ACIMA DE 170 CV, CÂMBIO S/ MORINGA, EXCETO LINHA CONSTELLATION 1117, 1422, 1517, 1519, 1521, 1615, 1617, 1618, 1619, 1215, 1218, 1317, 1415, 1417, 1418, 1419, 1421, 1621, 1622, 1630, 1721, 1722, 1730, 1731, 2217, 2218, 2219, 2319, 2322, 2324, 2421, 2422 2524, 2622, 2626, 2630, 2631, 3222, 3224, 3530, 4030, 4031, 4331 MAXTRON F 12000, F 14000, F 16000, ÔNIBUS B 1618, B 1621 APLICA KIT 2794

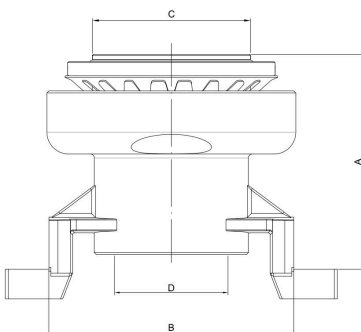
A - Altura 112,0 mm  
 B - Largura para o garfo 124,0 mm  
 C - Diâmetro para mola membrana 80,0 mm  
 D - Diâmetro Furo 57,50 mm

**7359 AC**


**SACHS 3359**  
**NWO RDL 1360 AC**  
**2RP 141.037 B**  
**BF7X 7A605 A**

PLATÔ 350 / 380 / 395 mm AUTO CENTRANTE EMBREAGEM DE PUXAR CAMINHÕES E ÔNIBUS ACIMA DE 170 CV CÂMBIO C/ MORINGA 1215, 1317, 1415, 1421, 1517, 1519, 1521, 1615, 1618, 1621, 1622, 1630, 1717 CAIXA EATON, 1721, 1722, 1730, 1731, 2217, 2218, 2219, 2319, 2322, 2324, 2421, 2422, 2425, 2428, 2622, 2626, 2628 E, 2630, 2631, 2632 E, 3222, 3224, 3530, 4030, 4031, 4432 E, 4532 E, 5032 E, ÔNIBUS 1618, 1621, 2631/4031 ATÉ 2005 PLATÔ SACHS, LUK APLICA KIT 2794

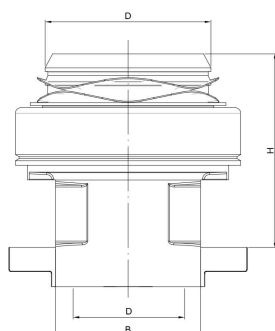
A - Altura 112,0 mm  
 B - Largura para o garfo 124,0 mm  
 C - Diâmetro para mola membrana 80,0 mm  
 D - Diâmetro Furo 44,50 mm

**7359**


**SACHS 3359**  
**NWO RDL 1360**  
**2RP 141.037B**  
**BF6X 7A605 A**

PLATÔ 350 / 380 / 395 mm EMBREAGEM DE PUXAR CAMINHÕES E ÔNIBUS ACIMA DE 170 CV CÂMBIO C/ MORINGA 1215, 1317, 1415, 1421, 1422, 1517, 1519, 1521, 1615, 1618, 1621, 1622, 1630, 1717 CAIXA EATON, 1721, 1722, 1730, 1731, 2217, 2218, 2219, 2319, 2322, 2324, 2421, 2422, 2425, 2428, 2622, 2626, 2628 E, 2630, 2631, 2632 E, 3222, 3224, 3530, 4030, 4031, 4432 E, 4532 E, ÔNIBUS 1618, 1621, 2631/4031 ATÉ 2005 PLATÔ SACHS, LUK APLICA KIT 2794

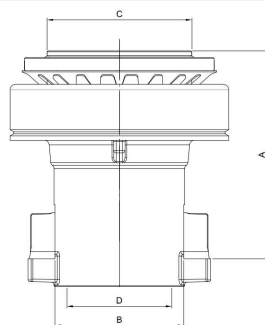
A - Altura 112,0 mm  
 B - Largura para o garfo 124,0 mm  
 C - Diâmetro para mola membrana 80,0 mm  
 D - Diâmetro Furo 57,50 mm

**7431 AC**


**SACHS 3100, 3431**  
**EATON 125755 / 1251050**  
**FORD - AC 457548-AB**  
**457548 AC**  
**RTL0 14918 B**

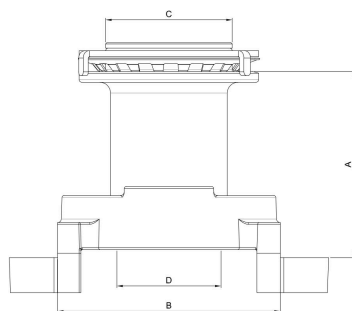
NOVO FORD CARGO 1932, 1932 R, 1933, 3132, 3133 MOTOR CUMMINS ISC 315 P5 ISL 8.9330 ICS 8.3 - 8.31 (320 CV) TODOS 3133 ...2012 CX FTS 16108 LL / FTS 16112 LL PLATÔ 430 mm ENGATE RÁPIDO EMBREAGEM DE PUXAR APLICA KIT 2717

A - Altura 104,50 mm  
 B - Largura para o garfo 77,80 mm  
 C - Diâmetro para mola membrana 90,0 mm  
 D - Diâmetro Furo 63,50 mm


**FORD**
**7529 AC**


**FORD CARGO 1317 (CAMINHÃO DE LIXO)**  
SACHS 380 mm

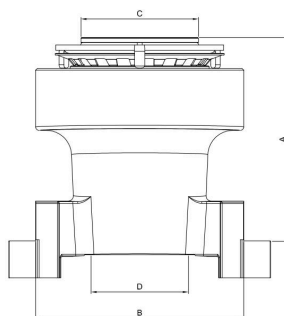
A - Altura 112,0 mm  
B - Largura para o garfo 71,0 mm  
C - Diâmetro para mola membrana 70,0 mm  
D - Diâmetro Furo 57,50 mm

**7562 SM**


**EATON 125562**

PLATÔ EATON 365 mm CÂMBIO S/ MORINGA EMBREA.  
PUXAR CARGO 1117, 1215, 1218, 1317, 1415, 1417,  
1418, 1419, 1421, 1422, 1517, 1519, 1521, 1522, 1615,  
1617, 1618, 1619, 1717, 1721, 1722, 1730, 1731, 2217,  
2218, 2219, 2319, 2322, 2324, 2421, 2422, 3222,  
F 12000 E F 14000, F 16000 ATÉ JULHO 1999,  
ÔNIBUS 1618, 1621  
APLICA KIT 2798

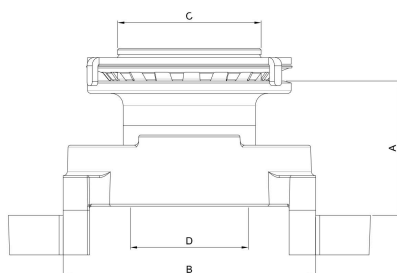
A - Altura 103,50 mm  
B - Largura para o garfo 123,80 mm  
C - Diâmetro para mola membrana 70,0 mm  
D - Diâmetro Furo 44,50 mm

**7563**


**EATON 125563**

PLATÔ EATON 365 mm CÂMBIO C/ MORINGA  
EMBREGEM DE PUXAR  
CARGO 1117, 1215, 1218, 1317, 1415, 1417, 1418,  
1419, 1421  
1422, 1730, 1731, 2217, 2218, 2219, 2319, 2322, 2324,  
2421, 2422, 3222, F 12000 E F 14000,  
F 16000 ATÉ JULHO 1999, ÔNIBUS 1618, 1621  
APLICA KIT 2798

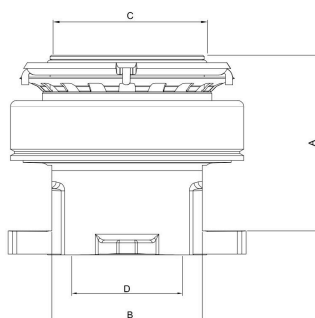
A - Altura 121,0 mm  
B - Largura para o garfo 123,80 mm  
C - Diâmetro para mola membrana 70,0 mm  
D - Diâmetro Furo 57,50 mm

**7650 SM**


**EATON 125650**

PLATÔ EATON 365 mm CÂMBIO S/ MORINGA  
EMBREGEM DE PUXAR  
EMBREGEM DUPLA (BI DISCO)  
CARGO 1630, 1730, 1731, 1831, 2324, 2422, 6X4,  
2425, 2622, 2630, 2631, 2831, 3224, 3530, 4030  
4331, 5031, 4331 S MAXTRON 5031  
APLICA KIT 2798

A - Altura 66,0 mm  
B - Largura para o garfo 123,80 mm  
C - Diâmetro para mola membrana 70,0 mm  
D - Diâmetro Furo 44,5 mm

**7713 AC**


**EATON 125713**

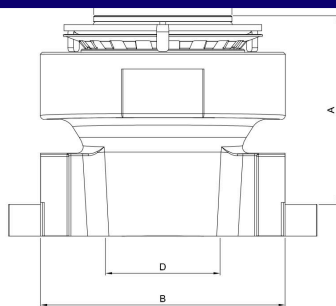
CABINA NOVA, NOVO FORD CARGO 2429, 2622E,  
2223E,  
2628, 2629  
APLICADO NA EMBREGEM EATON 130 215-1  
PLATÔ 395 mm EMBREGEM DE PUXAR  
APLICA KIT 2794

A - Altura 90,0 mm  
B - Largura para o garfo 78,0 mm  
C - Diâmetro para mola membrana 80,0 mm  
D - Diâmetro Furo 57,5 mm



**FORD**

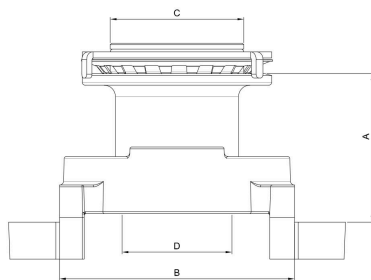
**7716**



PLATÔ EATON 395 mm CÂMBIO C/ MORINGA  
EMBREGEM DE PUXAR  
CARGO 1630, 1730, 1731, 2324, 2422 6X4,  
2425, 2622, 2626, 2630, 2631, 2632, 2831,  
2932, 3224, 3530, 4030, 4031, 4331, 4432.4,  
5031, 5032, 6332 (6X2, 6X4)  
APLICA KIT 2798

A - Altura 95,50 mm  
B - Largura para o garfo 123,80 mm  
C - Diâmetro para mola membrana 70,0 mm  
D - Diâmetro Furo 57,5 mm

**7717 SM**



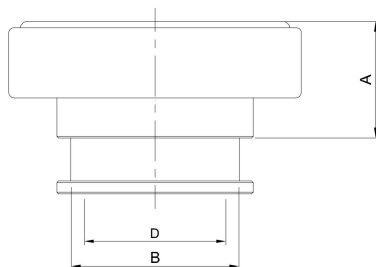
**EATON 125717**

PLATÔ EATON 395 mm CÂMBIO S/ MORINGA  
EMBREGEM DE PUXAR  
CARGO 1630, 1730, 1731, 1831, 2324, 2422 6X4,  
2425, 2622, 2622, 2630, 2631, 2831, 3224,  
3530, 4030, 4031, 4331, 5031, 4331 S MAXTRON  
APLICA KIT 2798

A - Altura 78,0 mm  
B - Largura para o garfo 123,80 mm  
C - Diâmetro para mola membrana 70,0 mm  
D - Diâmetro Furo 44,5 mm

**GM - GENERAL MOTORS**

**7367**

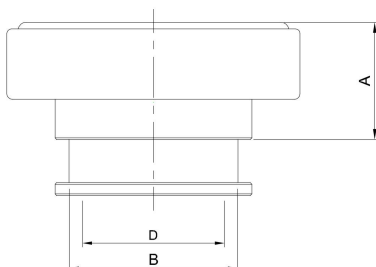


**SACHS 3367**  
**NWO RDC 1035**  
**EATON 125802**  
**94.609.464**

PLATÔ SACHS 325 / 330 mm  
EMBREGEM DE PUXAR, GM 11000, 12000,  
13000, 14000, 15000, 21000, 22000  
MAXION ( Q20 B 6)

A - Altura 36,70 mm  
B - Largura para o garfo 52,80 mm  
D - Diâmetro Furo 44,60 mm

**7036**

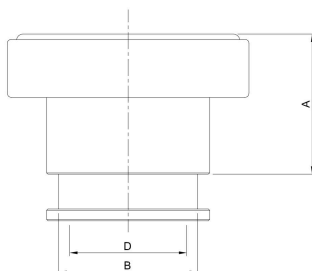


**NWO RDC 1036**  
**94.609.464**

D 60 COM MOTOR PERKINS 6357/6358  
EMBREGEM 300/305 mm PUXAR  
APLICADO NO PLATÔ SACHS 1286

A - Altura 34,60 mm  
B - Largura para o garfo 52,80 mm  
D - Diâmetro Furo 44,60 mm

**7061**


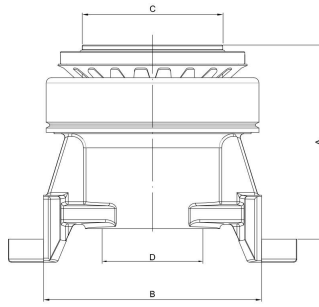


**NWO RDL 1061**  
**93 D 2934**

D 60 COM MOTOR DETROIT APÓS 09/80  
EMBREGEM 300/305 mm PUXAR

A - Altura 53,0 mm  
B - Largura para o garfo 52,80 mm  
D - Diâmetro Furo 44,60 mm

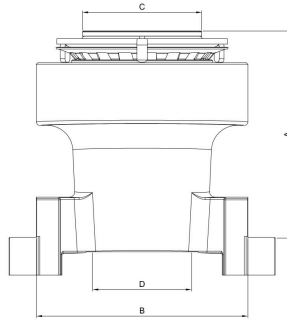



**GM - GENERAL MOTORS**
**7359 AC**


**SACHS 3348 / 3359**  
**NWO RDL 1360 AC**

PLATÔ 380 mm C/ MORINGA EMBREAGEM DE PUXAR  
 GM 12179, 14190, 16220  
 AUTOCENTRANTE, CARTER PILLAR 3116 CX FS5205A,  
 6306A (SERVO)  
 APLICA KIT 2794

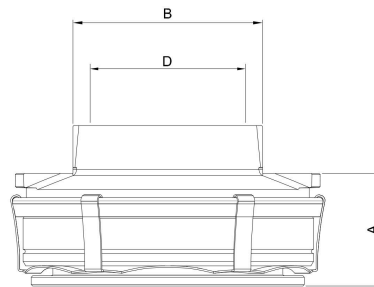
A - Altura 112,0 mm  
 B - Largura para o garfo 124,80 mm  
 C - Diâmetro para mola membrana 80,0 mm  
 D - Diâmetro Furo 57,50 mm

**7563**


**EATON 125563**

PLATÔ EATON 365 mm EMBREAGEM DE PUXAR  
 GMC 12170, 14190, 15190, 16220  
 JULHO 2000  
 APLICA KIT 2798

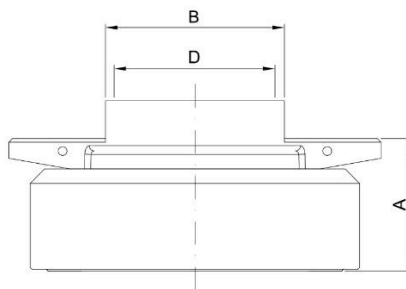
A - Altura 121,0 mm  
 B - Largura para o garfo 123,80 mm  
 C - Diâmetro para mola membrana 70,0 mm  
 D - Diâmetro Furo 57,50 mm

**IVECO**
**7325**


**SACHS 3325**  
**NWO RDL 1320**  
**EATON 125807**  
**7138964**  
**8060.45 A**  
**71444597**

PLATÔ 350 mm EMBREAGEM DE EMPURRAR  
 EURO CARGO E 160, E 21, 1260

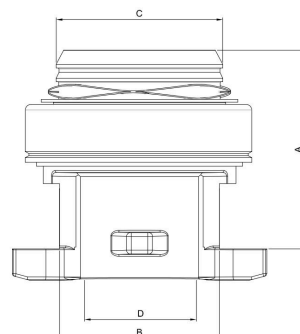
A - Altura 40,0 mm  
 B - Largura para o garfo 65,80 mm  
 D - Diâmetro Furo 54,60 mm

**7323**


**SACHS 3323**  
**NWO RDL 1323**  
**EATON 125800**  
**7145819**  
**8060.25 R**  
**T1314161**

PLATÔ 325 / 330 mm EMBREAGEM EMPURRAR  
 EURO CARGO E 1 20, E 15

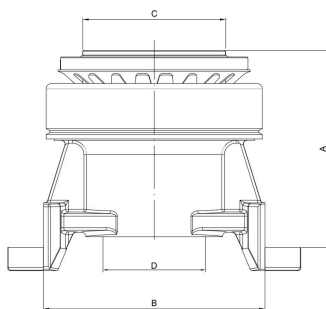
A - Altura 36,50 mm  
 B - Largura para o garfo 49,80 mm  
 D - Diâmetro Furo 44,50 mm

**7366 AC**


**SACHS 3366**  
**NWO RDL 1336**  
**EATON 125652**

PLATÔ 430 mm ENGATE RÁPIDO EMBREAGEM DE PUXAR  
 IVECO EURO TECH 8210-42 KA 13.8 TURBO EURO TRAKKER  
 450 E32T, 450 E33T STRALIS 4X2 6X2 6X4 190, 240, 260 -  
 EURO CARGO 150 E, 260 E, 320 E - EURO STAR 190 E, 140 C,  
 260 E, 400 E, 440 E, EURO TECH 180 E, 190 E, 240 E, 260 E,  
 325 E, 400 E, 440 E - EURO TRAKKER 190 E, 260 E, 330 E, 400  
 E, 720 E - ÔNIBUS 380-29, 380-35, 380-28  
 APLICA KIT 2717

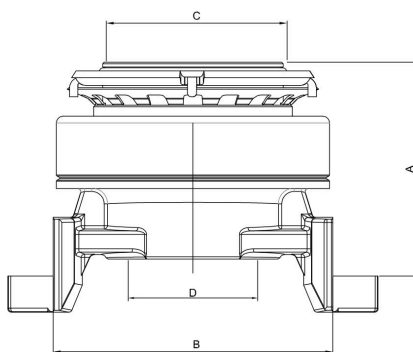
A - Altura 104,60 mm  
 B - Largura para o garfo 85,50 mm  
 C - Diâmetro para mola membrana 90,0 mm  
 D - Diâmetro Furo 63,20 mm


**IVECO**
**7359 AC**


**SACHS 3359**  
**NWO RDL 1360 AC**  
**5801302211**  
**503101330**

AUTO CENTRANTE PLATÔ 350 mm  
 EMBREAGEM DE PUXAR  
 CAMINHÃO EURO CARGO TECTOR 170 E 21 MWM  
 6.10 TCA CÂMBIO COM MORINGA  
 APLICA KIT 2794

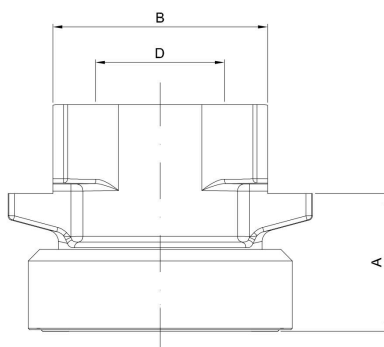
A - Altura 112,0 mm  
 B - Largura para o garfo 124,0 mm  
 C - Diâmetro para mola membrana 80,0 mm  
 D - Diâmetro Furo 57,50 mm

**7391 AC**


**SACHS 3391**  
**IVECO 50310133**

PLATÔ 350 / 380 mm EMBREAGEM DE PUXAR  
 EURO CARGO TECTOR 170 E 22, 230 E 22,  
 230 E 24, 241  
 ÔNIBUS CC 170 E 22 APÓS 2004  
 CARGO TECTOR SCUDATO CC 170 E 23, 230 E24  
 APLICA KIT 2794

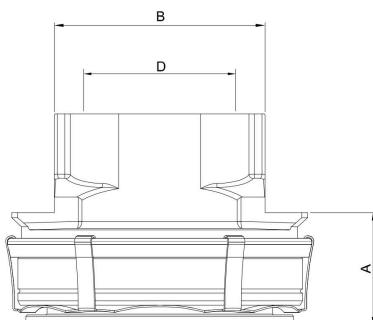
A - Altura 94,0 mm  
 B - Largura para o garfo 124,0 mm  
 C - Diâmetro para mola membrana 80,0 mm  
 D - Diâmetro Furo 57,50 mm

**7399**


**SACHS 3399**  
**RDL 1431**  
**5949890189**

IVECO (330 mm) EMBREAGEM DE EMPURRAR  
 VERTIS 90 V 16, 90 V 18,  
 EURO 3 EURO 5 NEF - 4 TODOS 9 TONELADAS  
 TRANSMISSÃO ZF 5-S-420 HD

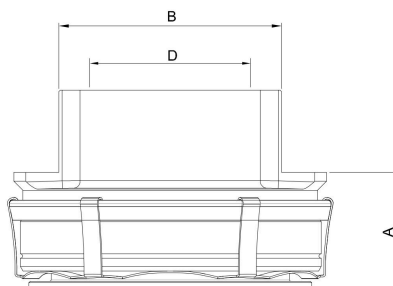
A - Altura 48,0 mm  
 B - Largura para o garfo 74,80 mm  
 D - Diâmetro Furo 44,80 mm

**7400**


**SACHS 3400**  
**EATON 125910**  
**IVECO 5949890688**

CAMINHÃO IVECO (362 mm) VERTIS 130 V 18,  
 NFF4 130 V 19, EURO 3/5,  
 MOTOR FPT 4.19 TODOS 13 TONELADAS  
 APLICADO PLATÔ 1852 SACHS  
 EMBREAGEM DE EMPURRAR

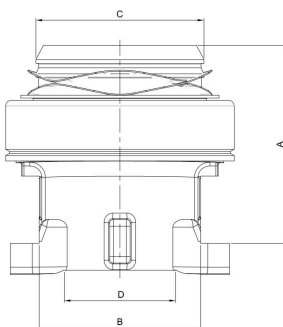
A - Altura 40,0 mm  
 B - Largura para o garfo 74,80 mm  
 D - Diâmetro Furo 44,90 mm

**7401**


**SACHS 3401**

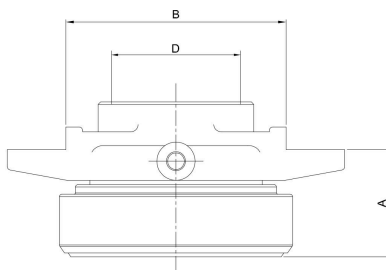
CAMINHÃO IVECO STRADALE 240 25S 6X2 TECTOR  
 NEF6  
 EURO 3/5, CX ZF 1100TD  
 PLATÔ 395 mm EMBREAGEM DE EMPURRAR

A - Altura 40,0 mm  
 B - Largura para o garfo 74,80 mm  
 D - Diâmetro Furo 57,50 mm


**IVECO**
**7398 AC**

**SACHS 3398**

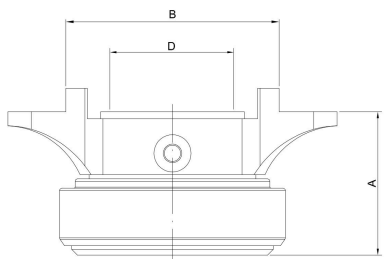
CAMINHÃO IVECO STRALIS 360 CURSOR 9 (TODOS)  
STRALIS - 360, 380, 400, 410, 440, 460, 480 CURSOR  
13 EURO 5 (TODOS)  
CÂMBIO ZF 16 AS, 2630, 2631 AS TRONIC  
PLATÔ 430 mm 1457 ENGATE RÁPIDO EMBREAGEM  
DE PUXAR  
MAN TGX 26440, 28440, 29440, 33440D ...2012  
APLICA KIT 2717

A - Altura 104,50 mm  
B - Largura para o garfo 85,50 mm  
C - Diâmetro para mola membrana 90,0 mm  
D - Diâmetro Furo 63,20 mm

**MERCEDES- BENZ**
**7384**

**SACHS 3384  
NWO RDC 1020  
320.250.0015  
343.254.0010  
345.981.7901**

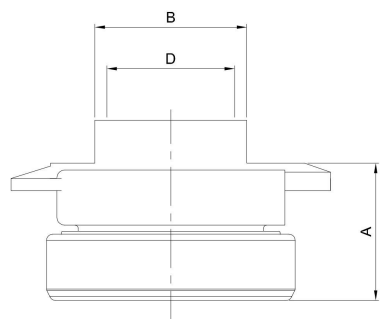
PLATÔ 380 mm EMBREAGEM DE EMPURRAR  
1423, 1519, 1520, 1620, 1624, 1921, 1924, 2020, 2023,  
2223, 2224, 2620 O-317, OM-355, OM-326, O-331,  
O-355, O-364, 1418, 1619, 1920, 2219

A - Altura 44,8 mm  
B - Largura para o garfo 91,8 mm  
D - Diâmetro Furo 54,0 mm

**7385**

**SACHS 3385  
NWO RDL 1021  
304.250.0315  
335.254.0010**


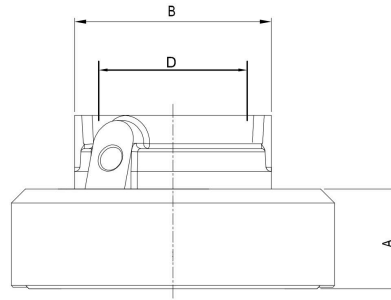
PLATÔ 380 mm EMBREAGEM DE EMPURRAR  
ÔNIBUS O-326, 364, 355, OM 355/5, TODOS, 1518,  
1618, 1623, 1918, 1920, 1923

A - Altura 64,0 mm  
B - Largura para o garfo 91,8 mm  
D - Diâmetro Furo 48,0 mm

**7358**

**SACHS 3358  
NWO RDL 1300  
321.250.0515  
352.250.0515  
340.250.0215  
352.250.0115**

PLATÔ 280 / 310 mm EMBREAGEM DE EMPURRAR  
ÔNIBUS E CAMINHÃO MB 1111, OM 321 (85 CV) APÓS  
1964, MB 1113 OM-352 APÓS 1987, MB 1114 OM-352 ATÉ  
07/82, (130 CV), MB 608 OM-314 (85 CV) TODOS, O-321  
OM-321, OM-352 (85 CV), (130 CV) SISTEMA ALTO, 1114,  
1116, 1117, 1313, 1314, 1316, 1317, 1513, 1514, 1516,  
1517, 1518, 1813, 1816, 2013, 2014, 2213, 2214, 2216,  
2217

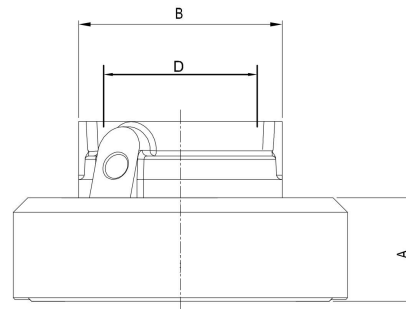
A - Altura 45,0 mm  
B - Largura para o garfo 49,8 mm  
D - Diâmetro Furo 42,10 mm


**MERCEDES-BENZ**
**7324**


**SACHS 3324**  
**NWO RDL 1305**  
**002.250.4615, 000.250.4615, 001.250.9315, 381.250.0415**

PLATÔ 330 mm EMBREAGEM DE EMPURRAR  
 MB 1114, 1118, 1214, 1313, 1314, 1318, 1414, 1517,  
 1614, 1618, 1714, 1718 (133 CV TODOS), 1117, 1118, 1518  
 (168 CV APÓS 1/84), 1218, 1418, (ATÉ 1996), 2214, 2215,  
 2218, 2314, 2318, 2418  
 ÔNIBUS OF 1113, OF 1115, OF 1315 (136 CV), OF 1318,  
 OF 1618, O 365, O 370, OM 366 A, OH 1315 (136 CV)  
 OH 1114, OH 1118, OH 1128, OH 1214, OH 1618, OH 2418

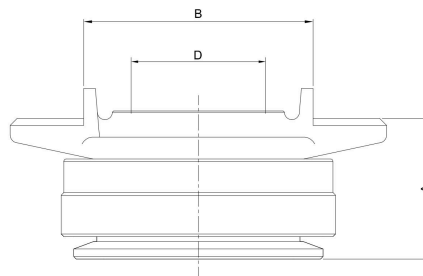
A - Altura 31,50 mm  
 B - Largura para o garfo 55,80 mm  
 D - Diâmetro Furo 42,20 mm

**7324 TB**


**SACHS 3324**  
**NWO RDL 1305**  
**000.250.4215, 000.250.4615, 000.250.9315,**  
**381.250.0415**

PLATÔ 330 mm EMBREAGEM DE EMPURRAR  
 (ENCANECADO) MBB 1114, 1118, 1313, 1314, 1517,  
 1714, 1718 (133 CV TODOS) 1117, 1118, 1518 (168 CV  
 APÓS 1/84), 1218, 1418, (ATÉ 1996), 2214, 2215, 2218,  
 2314, 2318, 2418 ÔNIBUS OF 1113, OF 1115, OF 1315  
 (136 CV), OF 1318, OF 1618, O 365, O 370, OM 366 A, OH  
 1315 (136 CV), OH 1114, OH 1118, OH 1128, OH 1214,  
 OH 1618, OH 2418

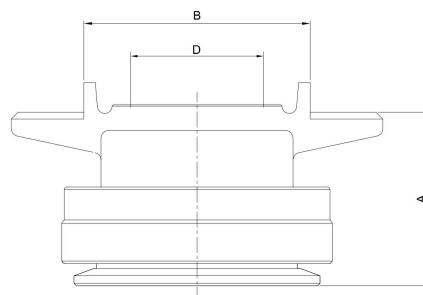
A - Altura 31,50 mm  
 B - Largura para o garfo 55,80 mm  
 D - Diâmetro Furo 42,20 mm

**7330**


**SACHS 3330**  
**NWO RDL 1306**  
**001.250.0315**

PLATÔ 380 mm EMBREAGEM EMPURRAR  
 O 370 C/ MT OM 355/5 (204 CV TODOS) (238 CV),  
 O 370 R C/ MT OM 355/5 A (192 CV TODOS), 0371,  
 OH 1518, OH 1418, OH 1419, OH 1520  
 MAFERSA ÔNIBUS M 210 CUMMINS  
 MBB 1518, 1524, 1525 OM-355/6 LS1924

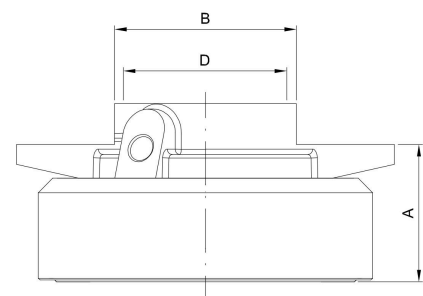
A - Altura 56,0 mm  
 B - Largura para o garfo 91,80 mm  
 D - Diâmetro Furo 54,20 mm

**7327**


**SACHS 3327**  
**NWO RDL 1307**  
**000.250.1915**  
**000.250.2515**  
**000.250.7415**  
**000.250.7715**

PLATÔ 420 mm EMBREAGEM DE EMPURRAR  
 O 370, O 371 C/ MT A (285 CV TODOS), 1924,  
 1924 A, 1929, 1930, 1625 L / LS, 1525,  
 1625, 1630, LS 1932, 1933, 1934, L 2225, 2325  
 ÔNIBUS OF 1625, OH 2325  
 OM 355/6A OM 449-A (252 CV) (285 CV)

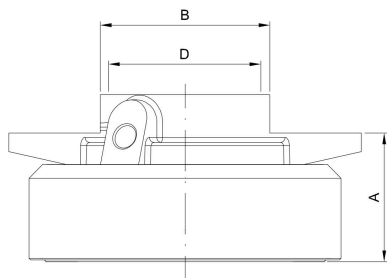
A - Altura 71,0 mm  
 B - Largura para o garfo 91,80 mm  
 D - Diâmetro Furo 54,20 mm

**7310**


**SACHS 3310**  
**NWO RDL 1308**  
**000.250.1715**  
**000.250.3115**  
**000.250.3715**  
**000.250.4015**  
**308.250.7015 / 308.250.7215**

PLATÔ 250 mm EMBREAGEM DE EMPURRAR  
 SISTEMA HIDRÁULICO 608 D, 708 D, L 608, L 708 (85 CV)  
 MICRO ÔNIBUS LO 608, LO 708 (1987 A 1989)  
 FURGÃO 408 D, 408 GD, 508 D, 508 GD  
 811, 813, 911 B, 913, 1013, 1113, 1113 B, 1313, 1322, 1413,  
 1417, 1513, 1813, 2214, 2217, 2414

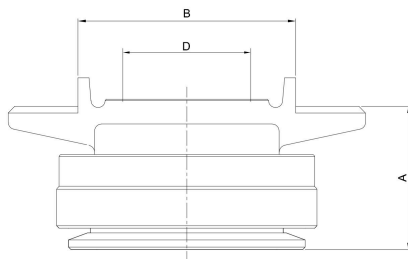
A - Altura 37,80 mm  
 B - Largura para o garfo 49,80 mm  
 D - Diâmetro Furo 42,20 mm


**MERCEDES-BENZ**
**7310 TB**


**SACHS 3310 (ENCANEADO)**  
**NWO RDL 1308**  
**000.250.1715 / 000.250.3115**  
**000.250.3715 / 000.250.4015**  
**308.250.7015 / 308.250.7215**

PLATÔ 250 mm EMBREAGEM DE EMPURRAR  
 SISTEMA HIDRÁULICO 608 D, 708 D, L 608, L 708 (85 CV), MICRO ÔNIBUS LO 608, LO 708 (1987 A 1989)  
 FURGÃO 408 D, 408 GD, 508 D, 508 GD  
 811, 813, 911 B, 913, 1013, 1113, 1113 B, 1313, 1322, 1413, 1417, 1513, 1813, 2214, 2217, 2414

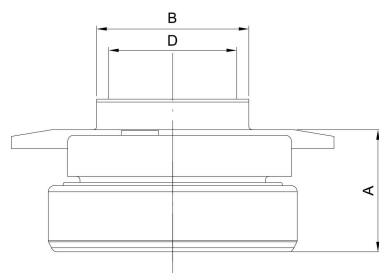
A - Altura 37,80 mm  
 B - Largura para o garfo 49,80 mm  
 D - Diâmetro Furo 42,20 mm

**7329**


**SACHS 3329**  
**NWO RDL 1311**  
**000.250.7615**

PLATÔ 420 mm EMBREAGEM DE EMPURRAR  
 O 370 RSD, O 371 RSD, C/MT OM 355/6 LA, OM 326, LS 1932, 1933, 1934 (340 CV)

A - Altura 62,20 mm  
 B - Largura para o garfo 91,8 mm  
 D - Diâmetro Furo 54,20 mm

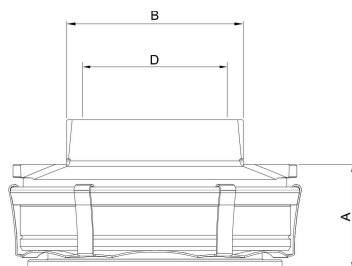
**7312**


**NWO RDL 1312**  
**340.250.0210, 352.250.0115, 352.250.0515,**  
**321.250.1315, 345.250.0215**

608, 709, 808, 809, 811, 813, 911 B, 913, 1013 B, 1113 OM 352, 1316, 1317, 1318, 1516, 1518, 1813, 1816, 2013, 2014, 2216, 2217

PLATÔ DE ALAVANCA BAIXO 310 mm  
 EMBREAGEM DE EMPURRAR SISTEMA BAIXO

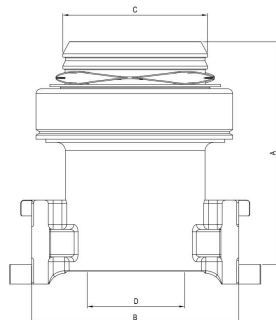
A - Altura 41,0 mm  
 B - Largura para o garfo 50,0 mm  
 D - Diâmetro Furo 42,10 mm

**7325**


**SACHS 3325**  
**NWO RDL 1320**  
**EATON 125807**  
**001.250.2215**  
**000.250.7015**

PLATÔ 350 / 362 / 380 / 395 mm EMBREAGEM DE EMPURRAR, CAMINHÕES E ÔNIBUS MB 1117, 1217, 1218, 1319, 1417, 1418, 1419, 1620, 1621, 1717, 1720, 1721, 1723-S, OF 1420, OF 1721, OF 1722, L 1620, L 1622, L 1720, L 1718 M CAIXA ZF, ÔNIBUS OF/OH 1417, 1418 ELETRÔNICO (PLATÔ EATON), CAMINHÕES E ÔNIBUS OM 366 LA O 371, OF/OH 1113, 1318, 1420, 1421, 1521, 1620, 1621, 1622, 1721, OM-924-LA ELETRÔNICO

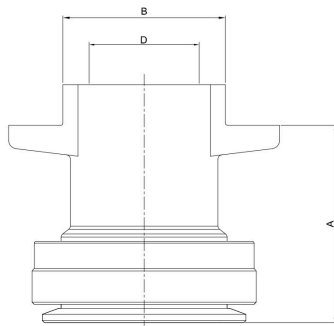
A - Altura 40,0 mm  
 B - Largura para o garfo 65,80 mm  
 D - Diâmetro Furo 54,60 mm

**7345 AC**


**SACHS 3345 / 3346**  
**NWO RDL 1321**  
**EATON 125653**  
**001.250.9215**  
**002.250.3215**

PLATÔ SACHS 430 mm ENGATE RÁPIDO EMBREAGEM DE PUXAR  
 CAMINHÃO E ÔNIBUS LS 1935 APÓS 06/94, 1941 APÓS 07/94, O 371 RS, RSD C/ MOTOR O 447 LA, LS 1634, 1735, 1935, 1938, 1940, 1941, 1945, 2435, 2629, 2635, 2637 (EMBREAGEM SIMPLES)  
 APLICA KIT 2717

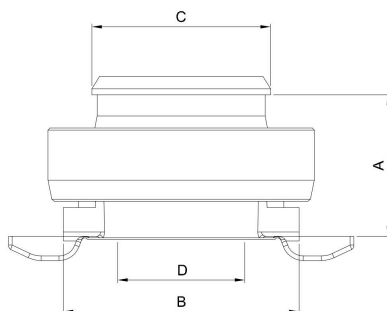
A - Altura 137,0 mm  
 B - Largura para o garfo 127,50 mm  
 C - Diâmetro para mola membrana 90,0 mm  
 D - Diâmetro Furo 60,80 mm


**MERCEDES-BENZ**
**7383 AC**


**SACHS 3383**  
**NWO RDL 1324**  
**001.250.0715**

PLATÔ 420 mm EMBREAGEM DE EMPURRAR  
LS 1630, APÓS 08/93, MB 1630, 1632, OM 449  
1518, 1520, 1524, 1525, 1625, LS 1924, 1929, 1930,  
1932, 1933, 1934, L 2225, 2325  
ÔNIBUS O 370, O 371 RS

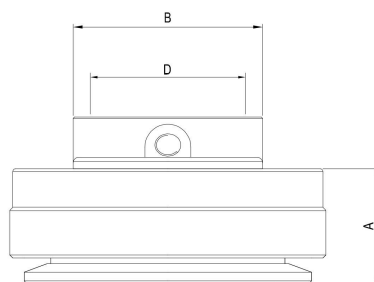
A - Altura 97,0 mm  
B - Largura para o garfo 79,80 mm  
D - Diâmetro Furo 54,50 mm

**7326**


**SACHS 3326**  
**NWO RDL 1326**  
**000.250.9515**  
**001.250.0815**

PLATÔ 280 / 310 mm EMBREAGEM DE PUXAR  
OM 364 LA (140 CV), 1014, 1214 APÓS 1987, 608, 709,  
712, 809, 912, 914  
LN 710, LO 610, LO 712, 715, 812, 814, 914  
1214 ÔNIBUS OM 364 LA, 710 (122 CV) APÓS 2001  
608, 708, OM 314, (85 CV) MECÂNICO TODOS

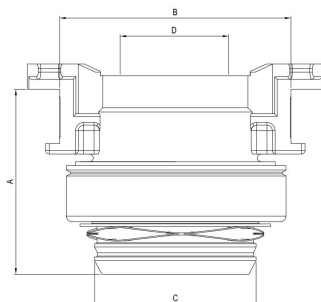
A - Altura 48,0 mm  
B - Largura para o garfo 77,90 mm  
C - Diâmetro para mola membrana 60,0 mm  
D - Diâmetro Furo 42,40 mm

**7328**


**NWO RDL 1328**  
**000.250.7015**

O 371 U 12/92, OF/OH 1113 A, OH 1219 OH 1117, OH  
1318, OH 1319, OH 1417,  
OH 1419, OH 1517, OH 1621 MOTOR OM 336 A, OM  
366 LA

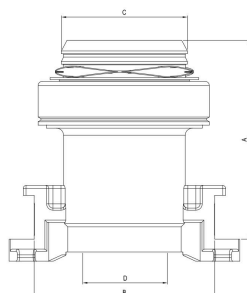
A - Altura 40,0 mm  
B - Largura para o garfo 65,80 mm  
D - Diâmetro Furo 54,20 mm

**7331 AC**


**NWO RDL 1331**  
**001.250.0915, 001.250.4715, 001.250.6215,**  
**001.250.8415**  
**001.250.9715, 001.250.8115, 001.250.6315**

PLATÔ 430 mm ENGATE RÁPIDO EMBREAGEM DE PUXAR  
O 303, 304, 404 - OH 1627, 1222, 1224, 1226, 1227, 1231,  
1234, 1422, 1426, 1429, 1627, 1929, 1935, 1945, 2024,  
2031, 2422, 2426, 2427, 2429, 2433, 2434, 2522, 2524,  
2527, 2531, 2544, 2629, 2631, 2635, 2644, 2648, 2650,  
3229, 3529, 3535, 3538, 3548, 3550, 4635, 4644, 4645,  
4648, 4850, 5035  
APLICA KIT 2789


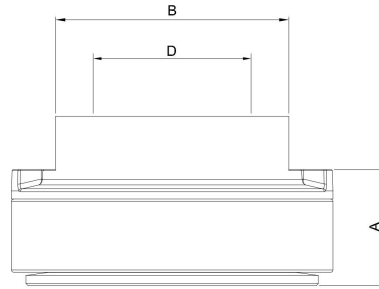
A - Altura 101,0 mm  
B - Largura para o garfo 127,50 mm  
C - Diâmetro para mola membrana 90,0 mm  
D - Diâmetro Furo 54,50 mm

**7345 AC**


**SACHS 3345**  
**NWO RDL 1332**  
**EATON 125653**  
**001.250.0515, 001.250.4815, 001.250.6415, 001.250.8615**  
**001.250.9815, 001.250.7915, 001.250.6515**

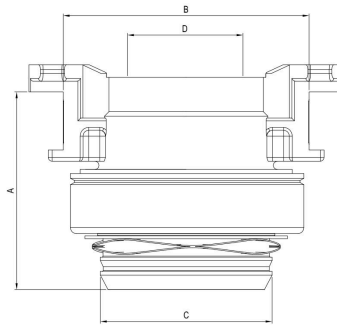
PLATÔ 430 mm ENGATE RÁPIDO EMBREAGEM DE PUXAR  
ÔNIBUS O 400, O 500, OM 457 LA, OH 1628, 1635, 1636 O 350 -  
OH 1634, 1227, 1234, 1424, 1719, 1733, 1735, 1824, 1827,  
1831, 1834, 1838, 1844, 1850, 1853, 1929, 1935, 1948, 2024,  
2429, 2435, 2448, 2524, 2527, 2529, 2531, 2534, 2535, 2538  
APLICA KIT 2717

A - Altura 137,0 mm  
B - Largura para o garfo 127,50 mm  
C - Diâmetro para mola membrana 90,0 mm  
D - Diâmetro Furo 60,80 mm


**MERCEDES-BENZ**
**7337**

**SACHS 3337, 3338**  
**NWO RDL 1337**  
**001.250.0415**  
**001.250.4515**

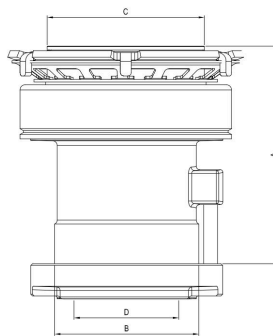
PLATÔ 380 mm EMBREAGEM DUPLA DE EMPURRAR CAMINHÃO E ÔNIBUS LS 1935, 1936 ATÉ 06/94 (354 CV) (408 CV), 1941 ATÉ 06/94, O371 RS, RSD MT OM 447 LA DISCO DUPLO 2431, 2438 MT, OM-441, 2625, 2635 O-371 RS, RSL ATÉ 12/93

 A - Altura 40,0 mm  
 B - Largura para o garfo 79,8 mm  
 D - Diâmetro Furo 60,80 mm

**7338 AC**

**SACHS 3390**  
**NWO RDL 1338**  
**001.250.0615, 001.250.4914, 001.250.6615,**  
**001.250.8015, 001.250.8815, 001.250.6715**

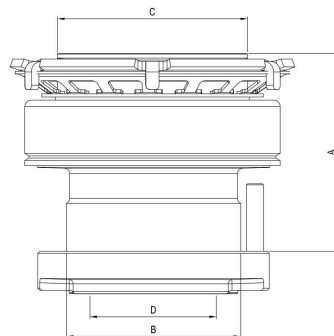
PLATÔ 430 mm ENGATE RÁPIDO EMBREAGEM DE PUXAR ÔNIBUS O 303, O 350, O 403, O 404, CAMINHÕES 1744, 1748, 1844, 1850, 1853, 1948, 2044, 2050, 2448, 2544, 2550, 2553, 2635, 2644, 2648, 2650, 3248, 3250, 3255, 3538, 3544, 3548, 3550, 5248 (ARGENTINO) NBB 2638 APLICA KIT 2717

 A - Altura 101,0 mm  
 B - Largura para o garfo 127,50 mm  
 C - Diâmetro para mola membrana 90,0 mm  
 D - Diâmetro Furo 60,80 mm

**7377 AC**

**SACHS 3377**  
**NWO RDL 1356**  
**EATON 125634 / 125635 / VALEO 10203**  
**002.250.4115, 002.250.4715, 002.250.9815, 002.250.6715**  
**003.250.5915**

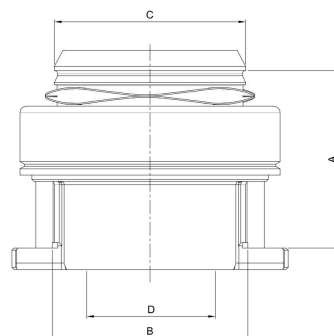
PLATÔ SACHS / VALEO 430 mm EMBREAGEM DE PUXAR SIMPLES CAMINHÃO E ÔNIBUS MB 1634, OM 457 LA 1938, OM 501 LA 1831, 1835 L, S, LS, 1840, 1843, 2031, S, AS, ACTROS 2038, 2525, 2531, 2540, 2543, 2631 L ACTROS AXOR 2035 4X2, 2040 4X2, 2544 6X2 AXOR, NBB LS 1935, 1941, OM 447 LA, LS 1944-S, 2036, 2041, 2536, 2541, 2544, ATRON 2729 OM - 457 LA PLATAFORMA BASCULANTE E BETONEIRA - APLICA KIT 2789

 A - Altura 124,60 mm  
 B - Largura para o garfo 82,50 mm  
 C - Diâmetro para mola membrana 90,0 mm  
 D - Diâmetro Furo 60,80 mm

**7388 AC**

**SACHS 3388**  
**NWO RDL 1378**  
**001.250.0615**


PLATÔ 380 / 400 / 430 mm EMBREAGEM DUPLA DE PUXAR DUPLA BAIXO AXOR OM-926-LA MB 2638 S, 2638 OM, 457 LA (380 CV), AXOR 2640, 2641 6X4, 2644 6X4, 2841 RODOVIÁRIO, AXOR 3340, 3341 6X4, 3344 6X4, AXOR 4140, 4141 6X4, 4144 6X4 TODOS OM-457-LA ACTROS 2546, 2646, 4844 K MBB LS 1938, OM 457 LA APLICA KIT 2789

 A - Altura 86,60 mm  
 B - Largura para o garfo 82,50 mm  
 C - Diâmetro para mola membrana 90,0 mm  
 D - Diâmetro Furo 60,80 mm

**7390 AC**

**SACHS 3390**  
**NWO RDL 1424**  
**EATON 125946**  
**002.250.6315**

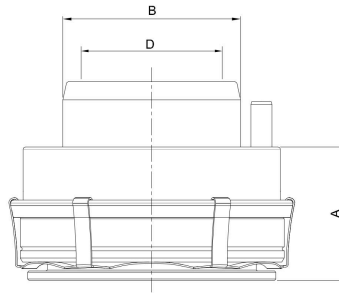
PLATÔ 395 / 430 mm ENGATE RÁPIDO EMBREAGEM DE PUXAR ÔNIBUS O 500 R, OM 926 LA MT ELETRÔNICO APÓS 09/03, O 500 RSD OM 457 LA APÓS 09/03 APLICA KIT 2717

 A - Altura 82,50 mm  
 B - Largura para o garfo 90,50 mm  
 C - Diâmetro para mola membrana 90,0 mm  
 D - Diâmetro Furo 60,80 mm



**MERCEDES-BENZ**

**7309 AC**

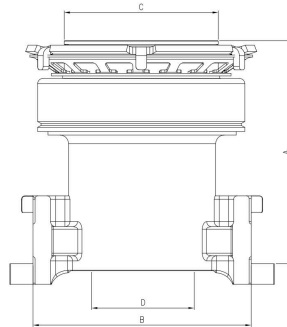


**SACHS 3309**  
**NWO RDL 1397**  
**EATON 125806**

001.250.9915, 002.250.6515, 002.250.0015, 002.250.9915  
PLATÔ 350 / 362 / 395 mm ALTO EMBREAGEM DE EMPURRAR,  
ACCELO 1016, 815, 915 OM-904-LA ELETRÔNICO MBB  
CAMINHÃO / ÔNIBUS OM 366, 1420, 1620, 1720, OF 1420, 1521,  
1620, 1721, OH 1621 LE, 1218, 1218 C, 1318 C, 1418 C, 1718 C  
(ELETRÔNICO) OM 904 LA, ATEGO OM-366-LA, 1419, 1719,  
ACTRON 1319, OF 1417, OF 1418, OH 1417, OH 1418, OH 1518,  
(ELETRÔNICO) MICRO ÔNIBUS LO 915, LO 916, CAMINHÃO /  
ÔNIBUS 1620, 1622, 1725, 1728 (ELETRÔNICO) OM-906-LA  
ELETRÔNICO OM-924 LA

A - Altura 52,0 mm  
B - Largura para o garfo 68,50 mm  
D - Diâmetro Furo 50,50 mm

**7635 AC**

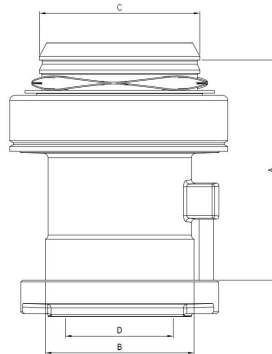


**EATON 125635**

PLATÔ 430 mm EMBREAGEM DE PUXAR  
MB LS-1935 O-447 LA (354 CV) CÂMBIO ZF  
MB LS-1941 OM-447 LA (408 CV) CÂMBIO ZF  
APLICA KIT 2789

A - Altura 129,0 mm  
B - Largura para o garfo 127,50 mm  
C - Diâmetro para mola membrana 90,0 mm  
D - Diâmetro Furo 60,80 mm

**7654 AC**


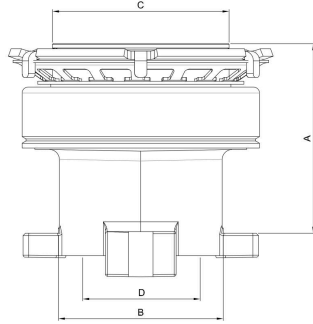


**EATON 125654**

PLATÔ 430 mm ENGATE RÁPIDO EMBREAGEM  
DE PUXAR,  
ÔNIBUS 0-400 RS /D/E, OM-457 LA CÂMBIO ZF,  
ÔNIBUS 0-500 R /RS/RSD, OM-926 CÂMBIO ZF  
APLICA KIT 2717

A - Altura 123,50 mm  
B - Largura para o garfo 82,50 mm  
C - Diâmetro para mola membrana 90,0 mm  
D - Diâmetro Furo 60,80 mm

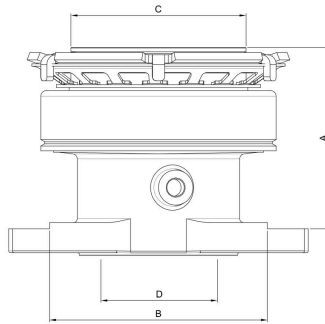



**SCANIA**
**7353 AC**


**SACHS 3353**  
**NWO RDL 1314**  
**1.386.160, 1.393.163**  
**132.1260, 382.413**

PLATÔ SACHS 430 mm EMBREAGEM DE PUXAR 5/6 MARCHA, CAMINHÕES E ÔNIBUS K 113, S 113, R 112 DSC 11/14 TODOS, TR 112, TR 142, TR 113 DSC 11/14, DSC 11/41 113 SÉRIE R 142, R 143, T 112, T 113  
 APLICA KIT 2789

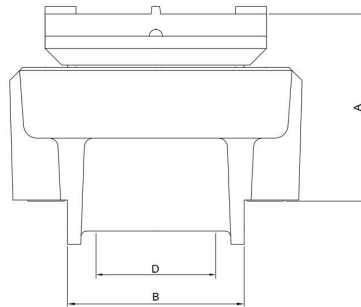
A - Altura 95,50 mm  
 B - Largura para o garfo 85,50 mm  
 C - Diâmetro para mola membrana 90,0 mm  
 D - Diâmetro Furo 60,80 mm

**7352 AC**


**SACHS 3352**  
**NWO RDL 1329**  
**EATON 125708**  
**1.319.344, 1.393.161, 1.321.2155, 1.545.062,**  
**1.407.430**

PLATÔ EATON / SACHS 430 mm EMBREAGEM DE PUXAR, 7/8 MARCHA CAMINHÃO P 93 (ARGENTINO) CAMINHÃO R 113, T 113, TH 113, TH 143, R 143, ÔNIBUS S 113 ...1996,  
 APLICA KIT 2789

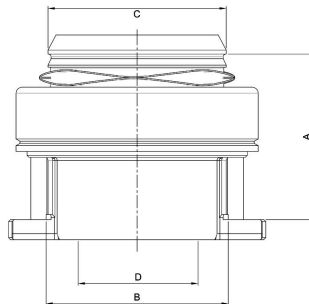
A - Altura 92,0 mm  
 B - Largura para o garfo 116,50 mm  
 C - Diâmetro para mola membrana 90,0 mm  
 D - Diâmetro Furo 60,80 mm

**7375**


**SACHS 3375 / 3075**  
**NWO RDL 1372**  
**352.750**  
**1.367.604**

PLATÔ SACHS / VALEO 420 mm EMBREAGEM DE EMPURRAR T 112, R 112, R 142, R 143 DSC 11/14 TODOS K 113 DSC 5/6 MARCHAS TODOS S 112, 113, L 113, DSC 11 5/6 MARCHAS TODOS K 112, K 113, S 112, S 113, BR-116 DN/DS-11


A - Altura 84,0mm  
 B - Largura para o garfo 79,8mm  
 D - Diâmetro Furo 60,0mm

**7350 AC**


**SACHS 3350**  
**NWO RDL 1422**  
**EATON 125709**  
**1.728.165, 1.499.770, 1.479.576, 1.749.125, 1.851.631**

PLATÔ EATON / SACHS / VALEO 430 mm ENGATE RÁPIDO EMBREAGEM DE PUXAR P 94, P 114, P 124, R 114, R 124, T 114, 124 ÔNIBUS K 124, K 94, L 94, P-230-250-270-310-340-360-420, K-270, K-310, K-340, K-380, K-420, G-380, 400, 420, 440, 470, 480 R-440, 470, 500, 560, 620  
 APLICA KIT 2717

A - Altura 82,50 mm  
 B - Largura para o garfo 90,50 mm  
 C - Diâmetro para mola membrana 90,0 mm  
 D - Diâmetro Furo 63,20 mm

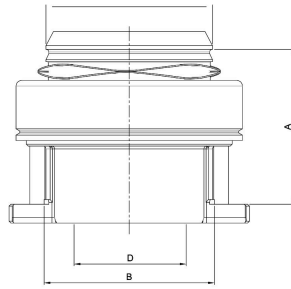


**SCANIA**

**7522 AC**



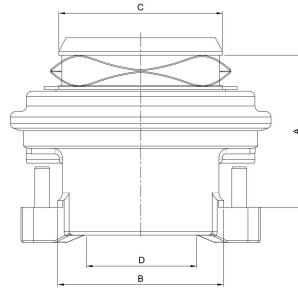
**7522**



ÔNIBUS SCANIA S 230, HB 4/2 6/2, F 250/310  
SISTEMA VALEO 430 mm  
VALEO 1493990  
URBANO E RODOVIÁRIO MOTOR DIANTEIRO (MANUAL)

A - Altura 92,50 mm  
B - Largura para o garfo 90,50 mm  
C - Diâmetro para mola membrana 90,0 mm  
D - Diâmetro Furo 60,80 mm

**7722 AC**



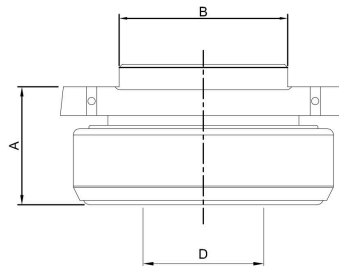
**VALEO 830010**  
**SCANIA 1499770**

CAMINHÃO SCANIA GERAÇÃO 5  
SISTEMA VALEO  
ÔNIBUS K 94 / K 124 / K 130  
CAMINHÕES P 94 / P 114 / T 114 / T 124 / P 124  
R 124  
APLICA KIT 2781

A - Altura 79,50 mm  
B - Largura para o garfo 91,0 mm  
C - Diâmetro para mola membrana 90,0 mm  
D - Diâmetro Furo 63,20 mm

**TOYOTA**

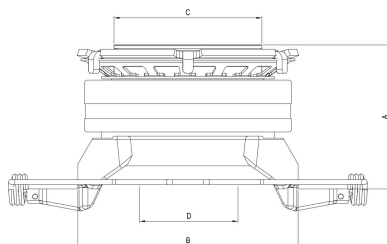
**7007**



**NWO RDL 1007**  
**90.023.6301**

ROLAMENTO COM MANCAL TOYOTA  
BANDEIRANTES APÓS 94  
EMBREAGEM DE EMPURRAR

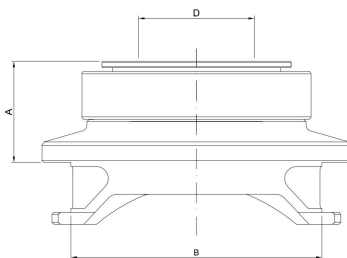
A - Altura 36,9 mm  
B - Largura para o garfo 52,80 mm  
D - Diâmetro Furo 38,0 mm


**VOLVO**
**7355 AC**


**SACHS 3355**  
**NWO RDL 1315**  
**165.5289, 166.8333, 166.9912, 319.2226**

PLATÔ 430 mm EMBREAGEM DE PUXAR  
 B 58 TD 101 GC, B 58 TD 101 C APÓS 91,  
 B 10 M THD 101 KC APÓS 91 - B 10M 6X2 THD  
 101 MC, NL 12/400

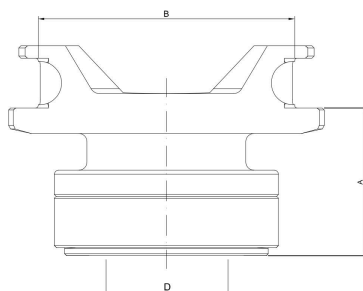
A - Altura 84,30mm  
 B - Largura para o garfo 134,0mm  
 C - Diâmetro para mola membrana 90,0mm  
 D - Diâmetro Furo 58,50mm

**7368**


**SACHS 3368**  
**NWO RDL 1316**  
**267.156, 152.7693, 165.5316, 352221, 811.2167,**  
**8112168, 8112174**

PLATÔ 350 1 380 mm EMBREAGEM DUPLA DE  
 EMPURRAR  
 N 10 HTD 101 G 275 CV APÓS 1986, N 12 TD 120 / 121  
 ATÉ 89  
 B 10 RODOVIÁRIO  
 D 100 B-F7 / F10 / F12  
 F 88 / F 89  
 CAMINHÕES FB / G / N7 / TD 100 / TD 120 / TD 121

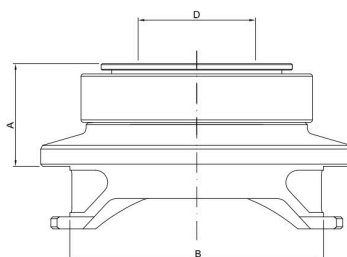
A - Altura 51,0mm  
 B - Largura para o garfo 125,80mm  
 D - Diâmetro Furo 66,10mm

**7374**


**SACHS 3374**  
**NWO RDL 1317**  
**165.5287**

PLATÔ 420 mm EMBREAGEM DE EMPURRAR  
 B 58 M THD 100 EC 250 / 275 CV TODOS,  
 ÔNIBUS URBANO APÓS 04/91 B 10 APÓS 04/91

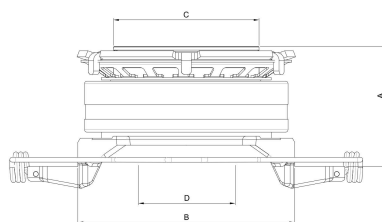
A - Altura 72,50 mm  
 B - Largura para o garfo 125,80 mm  
 D - Diâmetro Furo 58,20 mm

**7372**


**SACHS 3372**  
**NWO RDL 1318**  
**165.5288**

PLATÔ 350 mm EMBREAGEM DUPLA (BI DISCO)  
 DE EMPURRAR  
 B 10 M ÔNIBUS RODOVIÁRIO 87 A 03/91  
 THD 101 KC 1987 ATÉ 01/91

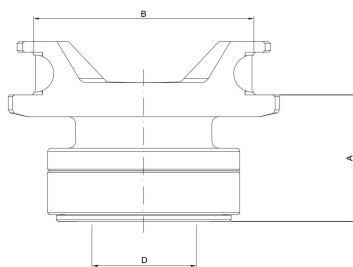
A - Altura 54,50 mm  
 B - Largura para o garfo 125,80 mm  
 D - Diâmetro Furo 58,20 mm


**VOLVO**
**7360 AC**


**SACHS 3060, 3360**  
**NWO RDL 1319**  
**167.2944, 165.5843, 166.8921, 166.9832, 319.2222**  
**569.157, 205.69157, 360.410**

PLATÔ 380 / 400 mm EMBREAGEM DUPLA (BI DISCO)  
 PUXAR, NL 10, N 12, FH 12 6X4 GLOBETROTTER D 12 A  
 380 ATÉ 96 NL, RÍGIDO APÓS 2006 D-12-D  
 CAMINHÃO FH FM NH 12 FM-440 FM-480  
 APLICA KIT 2794

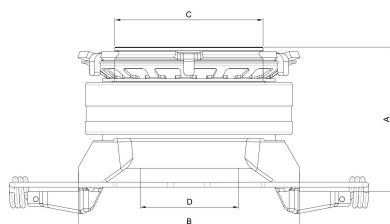
A - Altura 74,30 mm  
 B - Largura para o garfo 133,80 mm  
 C - Diâmetro para mola membrana 90,0 mm  
 D - Diâmetro Furo 66,80 mm

**7386**


**SACHS 3386**  
**NWO RDL 1322**  
**152.7695**

PLATÔ 420 mm, EMBREAGEM DE EMPURRAR  
 N 10  
 CAMINHÃO NH TD 101 G (275 CV) 01/80 A 12/84

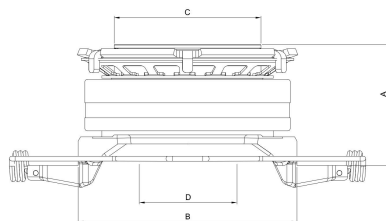
A - Altura 72,50mm  
 B - Largura para o garfo 125,80mm  
 D - Diâmetro Furo 66,10mm

**7363 AC**


**SACHS 3363**  
**NWO RDL 1325**  
**EATON 125637**  
**165.5825, 165.5732, 166.7258, 166.8923, 166.9833, 167.2847,**  
**167.2946, 319.2216, 319.2217, 319.2223, 811.2169**

PLATÔ 430 mm (EMBREAGEM SIMPLES) DE PUXAR  
 FH 12 4X2 TODOS, FH / FM / NH 12 4X2 E  
 6X2 GLOBETROTTER ATÉ 2002, TD 122  
 TD 101 B 12 B, B 12 R, 4X2 E 6X4  
 RODOVIÁRIO ATÉ 06/07 CX ZF  
 NH 12 4X2 6X2 APÓS 2003  
 APLICA KIT 2789

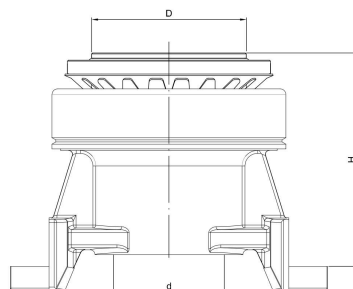
A - Altura 87,30 mm  
 B - Largura para o garfo 133,80 mm  
 C - Diâmetro para mola membrana 90,0 mm  
 D - Diâmetro Furo 66,80 mm

**7365 AC**


**SACHS 3365**  
**NWO RDL 1352**  
**166.8930**  
**166.8938**  
**167.2948**  
**319.2224**

CAIXA CÂMBIO ZF PLATÔ 430 mm EMBREAGEM DE PUXAR  
 MM B7, B 10 B, B10 BLE B10 M, B 12 MOTOR TD 73 E -  
 B7 R, TODOS, FS 7  
 APLICA KIT 2789

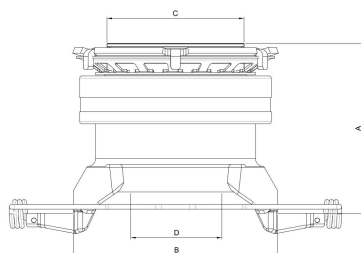
A - Altura 77,0 mm  
 B - Largura para o garfo 133,80 mm  
 C - Diâmetro para mola membrana 90,0 mm  
 D - Diâmetro Furo 58,50 mm

**7359 AC**


**SACHS 3359**  
**NWO RDL 1360 AC**

PLATÔ 380 / 395 mm CÂMBIO C/ MORINGA AUTO  
 CENTRANTE EMBREAGEM DE PUXAR VM 17, VM 23  
 MWM 6.10 TODOS, VM 210 4X2, 6X2 CÂMBIO EATON FT  
 0706 CVM 260 4X2,  
 6X2 CÂMBIO EATON FT 0909 B  
 VM 260R  
 APLICA KIT 2794

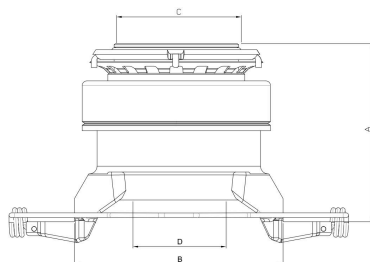
A - Altura 112,0 mm  
 B - Largura para o garfo 124,0 mm  
 C - Diâmetro para mola membrana 80,0 mm  
 D - Diâmetro Furo 57,50 mm


**VOLVO**
**7308 AC**


**SACHS 3308**  
**NWO RDL 1394**  
**EATON 125643**  
**167.2964, 20.569.161, 319.2221**

PLATÔ 430 mm EATON / SACHS CAIXA DE CÂMBIO VOLVO VT EMBREAGEM DE PUXAR FH 12 4X2 E 6X2 GLOBETROTTER ATÉ 2002- NH 12 4X2 E 6X2 APÓS 2003 FM APLICA KIT 2789

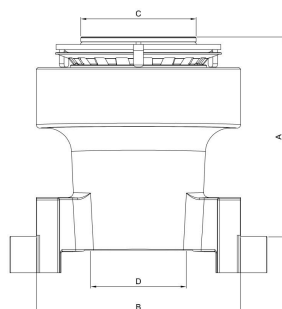
A - Altura 111,50 mm  
 B - Largura para o garfo 133,80 mm  
 C - Diâmetro para mola membrana 90,0 mm  
 D - Diâmetro Furo 66,80 mm

**7641 AC**


**NWO RDL 1396**  
**EATON 125641**  
**20722523**

PLATÔ 395 mm EMBREAGEM DE PUXAR VM 310 4X2 6X4 TODOS APLICA KIT 2794

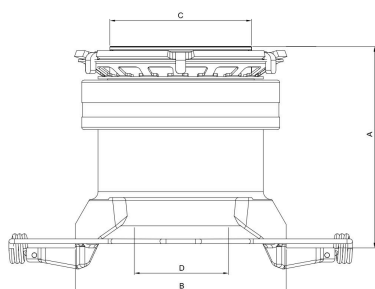
A - Altura 114,40 mm  
 B - Largura para o garfo 133,80 mm  
 C - Diâmetro para mola membrana 80,0 mm  
 D - Diâmetro Furo 66,60 mm

**7563**


**EATON 125563 / 125715**

PLATÔ 365 mm CÂMBIO C/ MORINGA EMBREAGEM DE PUXAR VM 17 206 CV, VM 23 240 CV, VM 210 4X2 R, VM 260 4X2, VM 260 6X2 APLICA KIT 2798

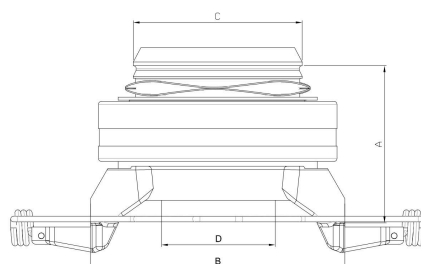
A - Altura 121,0 mm  
 B - Largura para o garfo 123,80 mm  
 C - Diâmetro para mola membrana 70,0 mm  
 D - Diâmetro Furo 57,50 mm

**7567 AC**


**SACHS KIT 6295**

PLATÔ 395 mm EMBREAGEM DE PUXAR SACHS CÂMBIO EATON ET 8908 LL VM 310 4X2 6X4 MWM 7A 310 VT, 2214 B TODOS APLICA KIT 2794


A - Altura 128,0 mm  
 B - Largura para o garfo 133,80 mm  
 C - Diâmetro para mola membrana 80,0 mm  
 D - Diâmetro Furo 66,80 mm

**7655 AC**


**EATON 125655**

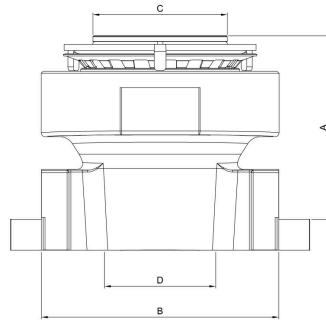
PLATÔ 430mm ENGATE RÁPIDO EMBREAGEM DE PUXAR ÔNIBUS B 12 B 4X2 E 6X2 TD 122 FL, B 12 R 4X2 E 6X2 TD 122 FL CÂMBIO ZF APLICA KIT 2717

A - Altura 86,30 mm  
 B - Largura para o garfo 133,80 mm  
 C - Diâmetro para mola membrana 90,0 mm  
 D - Diâmetro Furo 66,80 mm



**VOLVO**

**7716**



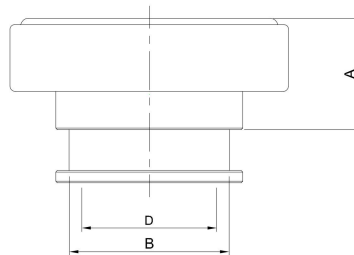
**EATON 125716**

PLATÔ 395 mm CÂMBIO C/ MORINGA  
EMBREGEM DE PUXAR  
ÔNIBUS B 27 MWM  
CAMINHÃO VM 270 6X4 6X2, VM 260 6X4 4X2  
APLICA KIT 2798

A - Altura 95,50 mm  
B - Largura para o garfo 123,80 mm  
C - Diâmetro para mola membrana 70,0 mm  
D - Diâmetro Furo 57,5 mm

**VOLKSWAGEN**

**7367**

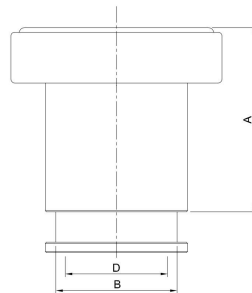


**SACHS 3307 / 3367 NWO RDC 1035**  
**EATON 125802**  
**82TU7548-A**  
**TEG 141.165**

PLATÔ 325 / 330mm EMBREGEM DE PUXAR  
7-100, 8-100, 8-140 MWM 4.10 NA, 8-150, 9-150 -  
12-140 H, 12-140 T MWM 4.10 TCA, 12-160,  
13-130, 14-140,  
8140 / 8150 / 9150  
V.W 6.80, 6.90, 6.140, 7.110, 7.120, 7.140, 8.120-  
L80, 12.140, 13.130, 13.150, 14.140 MICRO  
ÔNIBUS 8.120 OD MWM 13"

A - Altura 36,70 mm  
B - Largura para o garfo 52,80 mm  
D - Diâmetro Furo 44,60 mm

**7373**

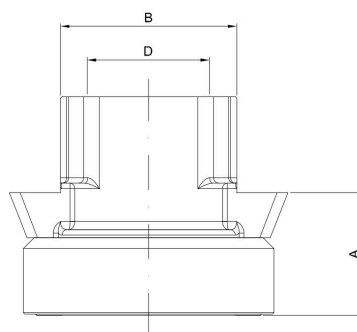


**SACHS 3373**  
**NWO RDC 1037**  
**EATON 125804**  
**2 SK 141.165**  
**Xc457548 AA**

PLATÔ 325 / 330 mm EMBREGEM DE EMPURRAR  
8-150 EOD, 9-150 EOD CUMMINS INTERACT 4.0  
APÓS 2004  
CUMMINS 13"

A - Altura 80,0 mm  
B - Largura para o garfo 52,80 mm  
D - Diâmetro Furo 44,60 mm

**7040**

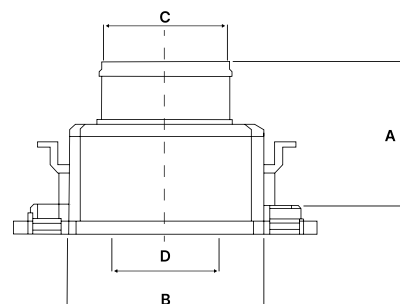


**SACHS 3040**  
**EATON 125919**  
**OR 2Z0 141165**  
**2PO 141165**

V.W. 5150, 8160, 9160, 8160 OD,  
9160 OD, 3.8 2012 >...  
MTR CUMMINS ISF EURO 5  
TRANSMISSÃO ZF S 5420 HD  
APLICADO PLATÔ 1085 SACHS  
MICRO ÔNIBUS 8160 OD, 9160 OD  
PLATÔ 330 mm EMBREGEM DE EMPURRAR


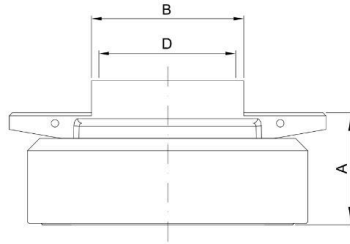
A - Altura 45,0 mm  
B - Largura para o garfo 64,80 mm  
D - Diâmetro Furo 44,80 mm

**7165**



**VW MAN DELIVERY**

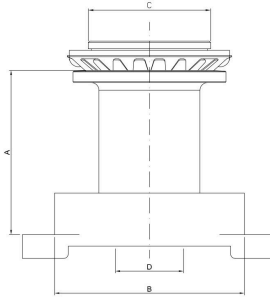
A - Altura 60 mm  
B - Largura para o garfo 97,5 mm  
C - Diâmetro para mola membrana 58,8 mm  
D - Diâmetro Furo 45,2 mm


**VOLKSWAGEN**
**7323**


**SACHS 3362**  
**NWO RDL 1323**  
**2T2 141.265**  
**2T2 141.265 H**  
**T 13.141.161**

PLATÔ 325 mm EMBREAGEM DE EMPURRAR  
 15-180, 17-250 CONSTELLATION 11-130, 13-130, 11-140,  
 1160, 7-110, 8100, 8200, 12140, 12140 BT, 12140 H, 12140 T,  
 12180, 13130, 13150 E, 13170, 13170 E, 13180, 13180 E,  
 13210, 14140, 14150, 14170, 14180, 14200, 14220 E

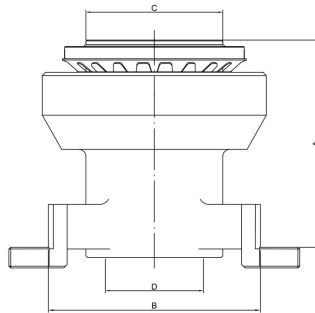
A - Altura 36,50 mm  
 B - Largura para garfo 49,80 mm  
 D - Diâmetro Furo 44,50 mm

**7346 SM**


**SACHS 3346**  
**NWO RDL 1349**  
**E 3HN 7580 AA**

BETA ÔNIBUS 16.180  
 APLICA CÂMBIO S/ MORINGA  
 APLICA KIT KTA 2795

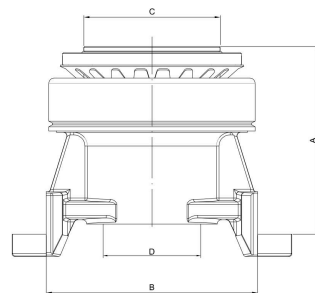
A - Altura 107,0 mm  
 B - Largura para garfo 124,0 mm  
 C - Diâmetro para mola membrana 80,0 mm  
 D - Diâmetro Furo 44,50 mm

**7350**


**NWO RDL 1350**  
**2TB141.165, 2RP 141.037 C, LUK 500.089.10**

PLATÔ 365 mm CÂMBIO C/ MORINGA LUK EMBREAGEM DE  
 PUXAR  
 CAMINHÃO VW 12-170, 14-150, 14-170, 14-180, 14-190,  
 14-200, 15-180, 15-190, 16-170, 16-180, 16-220 TODOS  
 ATÉ 220 CV  
 ÔNIBUS 16-180, 16-210, 17-210 OD P/ PLATÔ LUK 365MM  
 V.W TITAN 18-310, 23-310, TRACTOR 16-210 CD, 17-210 FOT,  
 17-310 OT, 18-320 FOT, WARKER 14-210, 14-220, 16-220, 16-300  
 17-210, 17-220, 17-310, 23-210, 23-220, 23-310, 24-220, 24-250,  
 26-220, 26-260, 26-300, 31-320, 40-300  
 APLICA KIT KTA 2795

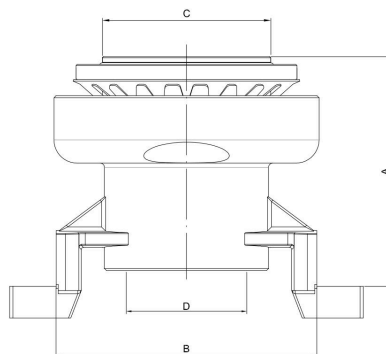
A - Altura 119,0 mm  
 B - Largura para garfo 124,0 mm  
 C - Diâmetro para mola membrana 80,0 mm  
 D - Diâmetro Furo 57,50 mm

**7359 AC**


**SACHS 3359**  
**NWO RDL 1360 AC**  
**2RP 141.037 C**

PLATÔ 350 / 380 / 395mm AUTO CENTRANTE EMBREAGEM  
 DE PUXAR CÂMBIO C/ MORINGA  
 CAMINHÃO DE ÔNIBUS VW 12-170, 12-180, 13-180, 13-170,  
 13-190, 14-150, 14-170, 14-180, 14-190, 16-800, 16-200,  
 26-260, 31-260 E, WORKER 14-210, 14-220, 16-220, 16-300,  
 17-210, 17-220, 17-250, 17-310, 23-210, 23-220, 23-310, TITAN,  
 17-210 FOD, 16-210 CD, 17-310 OT, 17-260, 18-320 FOT, 18-310  
 TITAN TRACTOR, 26-310 TITAN(6X4), 15-180, 15-190, 17-260,  
 18-320 FOT  
 APLICA KIT 2794


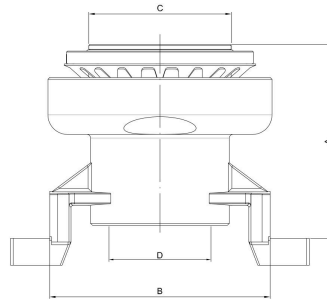
A - Altura 112,0 mm  
 B - Largura para garfo 124,0 mm  
 C - Diâmetro para mola membrana 80,0 mm  
 D - Diâmetro Furo 57,50 mm

**7359**


**SACHS 3359**  
**NWO RDL 1360**  
**2RP 141.037 C**

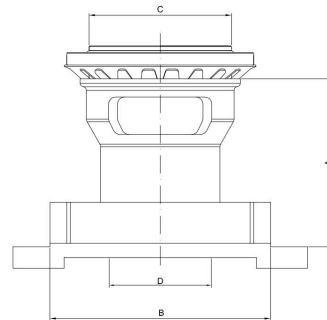
PLATÔ 350 / 380 mm CÂMBIO C/ MORINGA EMBREAGEM  
 DE PUXAR  
 CAMINHÃO DE ÔNIBUS VW 12-170, 12-180, 13-180, 13-170,  
 13-190, 14-150, 14-170, 14-180, 14-190, 16-800, 16-200, 26-260,  
 31-260 E, WORKER 14-210, 14-220, 16-220, 16-300, 17-210,  
 17-220, 17-250, 17-310 OT, 17-260, 18-320 FOT, 18-310 TITAN,  
 17-210 FOD, 16-210 CD, 17-310 OT, 17-260 18-320 FOT, 18-310  
 TITAN TRACTOR, 26-310 TITAN (6X4), 15-180, 15-190, 17-260,  
 18-320 FOT  
 APLICA KIT KTA 2795

A - Altura 112,0 mm  
 B - Largura para garfo 124,0 mm  
 C - Diâmetro para mola membrana 80,0 mm  
 D - Diâmetro Furo 44,50 mm


**VOLKSWAGEN**
**7348 SM**

**NWO RDL 1360 SM**  
**2ZO 141.707 A**

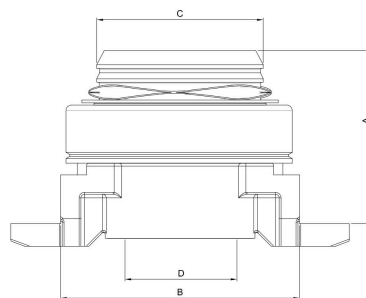
PLATÔ 350 / 380 mm S/ MORINGA EMBREAGEM DE PUXAR CAMINHÕES E ÔNIBUS VW 12-170, 14-170, 14-200, 16-180 TODOS, VW 16-170, 16-200 APÓS 06/97 14-210, 14-220, 16-210, 16-220, 16-300, 17-210, 17-220, 17-310, 23-310, 24-220, 24-250, 26-220 TITAN, 18-310 35-300 TITAN TRACTOR, 24-250, 26-300, 26-310, 40-300 (4X2, 6X4) TITAN 31260, 31260 E  
 APLICA KIT 2794

A - Altura 112,0 mm  
 B - Largura para o garfo 124,0 mm  
 C - Diâmetro para mola membrana 80,0 mm  
 D - Diâmetro Furo 57,50 mm

**7363 SM**

**NWO RDL 1363**  
**2RP 141.037 B**

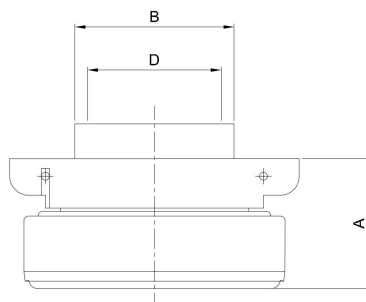
CÂMBIO S/ MORINGA PLATÔ 365 LUK EMBREAGEM DE PUXAR VW 12-170, 14-150, 14-200, 16-170, 16-180, 16-200, TODOS ATÉ 220 CV ÔNIBUS 16-180, 16-210, 17-210 OD ÔNIBUS 16180, 16210, 17210 OD  
 APLICA KIT 2794

A - Altura 94,50 mm  
 B - Largura para o garfo 124,0 mm  
 C - Diâmetro para mola membrana 80,0 mm  
 D - Diâmetro Furo 44,50 mm

**7396 AC**

**SACHS 3396**  
**NWO RDL 1366**  
**EATON 125710**  
**2T2 141.165 A**  
**2T2 141.165 J**  
**M82 141.165 A**

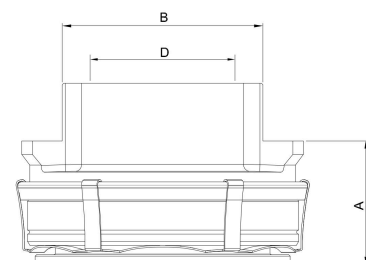
PLATÔ 430 mm ENGATE RÁPIDO EMBREAGEM DE PUXAR CONSTELLATION 17-320, 19-320, 19-340, 19-360, 19-370, 19-380 E, 19-240 E, 19-420 E, 24-220, 24-320, 24-250, 25-320, 25-320 E, 25-340 E, 25-360 E, 25-370 E, 25-380 E, 25-420 E, 26-360 E, 31-320 E, 31-330, 31-340 E, 31-370 E, 31-370, 31-380 E, 31-390, TITAN TRACTOR 19-320 CX ZF 16S 1650, 16S 1685 TD  
 APLICA KIT 2717

A - Altura 91,50 mm  
 B - Largura para o garfo 127,80 mm  
 C - Diâmetro para mola membrana 90,0 mm  
 D - Diâmetro Furo 60,80 mm

**7371**

**SACHS 3371**  
**NWO RDL 1380**  
**357.607**  
**O 2.991.380**  
**2RO 141.211**

PLATÔ 280 mm EMBREAGEM DE PUXAR 6.80, 6.90, 6.90 P, 6.90 S, 7.90 S, 7.95 S, 7.100, 7.110 S, 6800, 6900, 7900, 7905, 7993 MWM 2294 PERKINS 4236


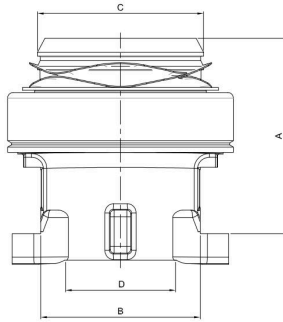
A - Altura 37,30 mm  
 B - Largura para o garfo 49,80 mm  
 D - Diâmetro Furo 44,50 mm

**7398**

**2 T2 141.165 H**

PLATÔ 395 mm EMBREAGEM DE EMPURRAR 13180, 15180, 17250, 24250 E, CONSTELLATION

A - Altura 46,0 mm  
 B - Largura para o garfo 74,80 mm  
 D - Diâmetro Furo 57,50 mm

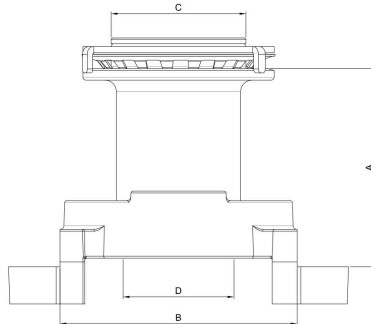



**VOLKSWAGEN**
**7398 AC**


**SACHS 3398**  
**EATON 125944**  
**2U2141165 B**

PLATÔ 1596 ENGATE RÁPIDO 430 mm EMBREAGEM DE PUXAR, CAMINHÃO V.W CONSTELLATION 17330, 19330, 19390, 19400, 24339, 25330, 25400, 31330, 31390, 31400, APÓS 2012 (TODOS), MOTOR CI CUMMINS ISL 9 EURO V MAN TGX 28440, 29440, 33440 MAN 440TX 26440 CÂMBIO ZF 2012 ...  
KIT SACHS 6168  
APLICA KIT 2717

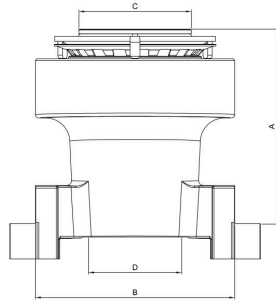
A - Altura 104,50 mm  
B - Largura para o garfo 85,50 mm  
C - Diâmetro para mola membrana 90,0 mm  
D - Diâmetro Furo 63,20 mm

**7562 SM**


**EATON 125562**

PLATÔ 365 mm 395mm CÂMBIO S/ MORINGA EMBREAGEM DE PUXAR  
VW 12-170, 12-180, 13-150, 13-170, 13-180 WORKER, 13-190, 14-150, 14-170, 14-180, 14-200, 14-210, 14-220, 15-170, 17-210, 17-220, 23-210, 23-220, 24-220, 24-220 6X2, ÔNIBUS 16-180, 16-210, 17-210, 17-240  
APLICA KIT 2798

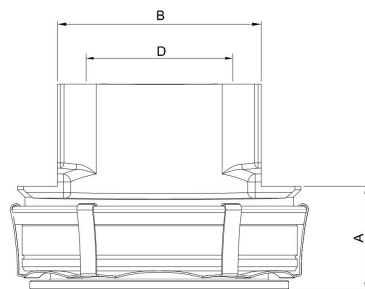
A - Altura 103,50 mm  
B - Largura para o garfo 123,80 mm  
C - Diâmetro para mola membrana 70,0 mm  
D - Diâmetro Furo 44,5 mm

**7563**


**EATON 125563**

PLATÔ 365 mm CÂMBIO C/ MORINGA EMBREAGEM DE PUXAR  
VW 12-170, 12-180, 13-150, 13-170, 13-180 WORKER, 13-190, 14-150, 14-170, 14-180, 14-190, 14-200, 14-210, 14-220, 15-170, 15-180 WORKER, 15-190, 16-170, 16-180, 16-200, 16-210, 16-220, 17-210, 17-220, 23-210, 23-220, 24-220 6X2, ÔNIBUS 16-180, 16-210, 17-210, 17-240, 23210, 23220  
APLICA KIT 2798

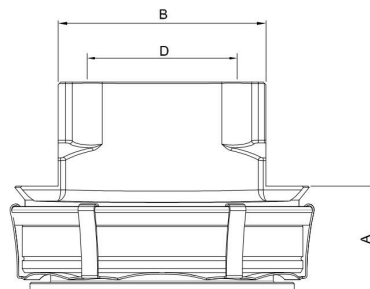
A - Altura 121,0 mm  
B - Largura para o garfo 123,80 mm  
C - Diâmetro para mola membrana 70,0 mm  
D - Diâmetro Furo 57,5 mm

**7566**


**EATON 125655**  
**2T2 141 165-K**

PLATÔ SACHS 395 mm EMBREAGEM DE EMPURRAR ÔNIBUS 17-230, 17-260 CÂMBIO ZF AS 1010 BO AS TRONIC (MECÂNICO)  
17260 - E0T/68D, 19-320  
A PARTIR DE 2010  
KITS SACHS 6414  
APLICA GARFO ROLETADO


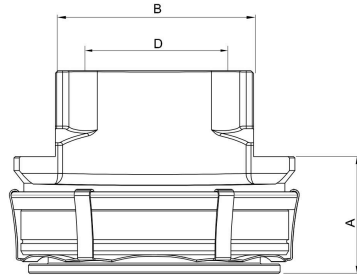
A - Altura 37,0 mm  
B - Largura para o garfo 74,80 mm  
D - Diâmetro Furo 57,50 mm

**7344**


**SACHS 3344**  
**EATON 125916**

PLATÔ SACHS 395 mm GARFO ROLETADO EMBREAGEM DE EMPURRAR ÔNIBUS VW 15-190, 17-230, 17-230 EOD, 17-260 EOD CÂMBIO ZF NEW, 17-190 (MOTOR MAN), 17-260 EOT, MWM ACTON 6.12  
TCAE, (AUTOMÁTICO) 65 1010

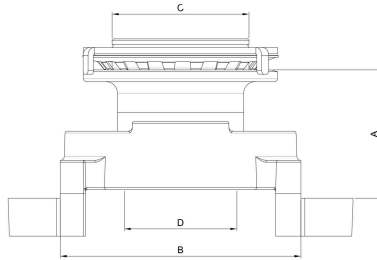
A - Altura 37,0 mm  
B - Largura para o garfo 74,80 mm  
D - Diâmetro Furo 57,50 mm


**VOLKSWAGEN**
**7397**


**SACHS 3397**  
**NWO RDL 1427**  
**EATON 125793**  
**2T2 141.165 E, 2T2 141.165 H**

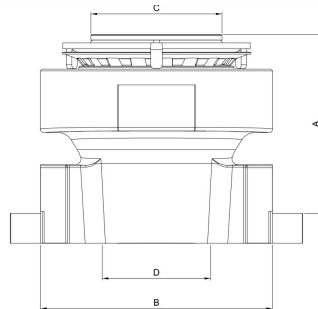
PLATÔ 362 / 395 mm EMBREAGEM DE EMPURRAR  
 CONSTELLATION 13-180 E, 15-180 E, 17-250, 17-260 E,  
 VW 13-180, 15-180 E  
 CONSTELLATION MWM 17-250, 23-260, 24-250 6X2,  
 24-260 E, 26-280, 31-280 EURO 5  
 CONSTELLATION CUMMINS 17-250 E,  
 17-190 MOTOR MAN / 17-280 E MAN ...2012

A - Altura 46,0 mm  
 B - Largura para o garfo 74,80 mm  
 D - Diâmetro Furo 57,50 mm

**7650 SM**

**EATON 125650**

PLATÔ 365 mm EMBREAGEM DUPLA DE PUXAR  
 VW 16-300, 17-250, 17-300, 17-310, 18-310, 23-310,  
 24-220 M4,  
 24-250, 26-220, 26-260, 26-260 E, 26-300, 31-260,  
 31-310, 35-300,  
 35-300 H, 40-300  
 APLICA KIT 2798

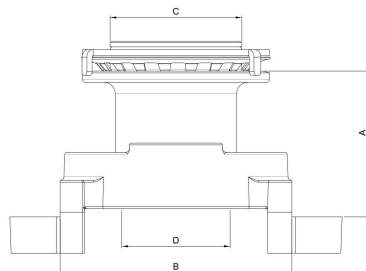
A - Altura 103,50 mm  
 B - Largura para o garfo 123,80 mm  
 C - Diâmetro para mola membrana 70,0 mm  
 D - Diâmetro Furo 44,5 mm

**7716**


**EATON 125716**  
**NWO RDL 1362**  
**2RP 141037 C, 40-30026260 E**

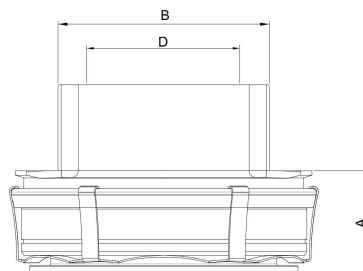
PLATÔ 395 mm CÂMBIO C/MORINGA EMBREAGEM DE PUXAR  
 VW 16-200, 16-300, 16-800, 17-250, 17-260, 17-300, 17-310,  
 18-310, 23-310, 24-220 6X4, 24-250, 26-200, 26-260, 26-260 E,  
 26-300, 31-260, 31-310, 35-300, 35-300 H, CONSTELLATION  
 6X4 MWM 2008, ÔNIBUS 18-310 OT, TRACTOR 6-310,  
 WARKER 14-210, 14-220, 16-220, 17-210, 17-220, 17-310,  
 23-210, 23-220, 23-310, 24-220, 24-250, 26-220.12-170, 12-180,  
 13-170, 13-180, 13-190, 14-150, 14-170, 14-190, EATON 15-180,  
 15-190, 16-170, APLICA KIT KTA 2798

A - Altura 121,0 mm  
 B - Largura para o garfo 123,80 mm  
 C - Diâmetro para mola membrana 70,0 mm  
 D - Diâmetro Furo 57,5 mm

**7717 SM**

**EATON 125717**

PLATÔ 395 mm CÂMBIO S/ MORINGA EMBREAGEM  
 DE EMPURRAR  
 VW 16-300, 17-250, 17-300, 17-310, 18-310, 23-310,  
 24-220, 6X4, 24-250, 26-220, 26-260,  
 26-26 E, 26-300, 31-260, 31-310, 35-300, 3  
 5-300 H, 40-300  
 APLICA KJIT KTA 2798

A - Altura 78,0 mm  
 B - Largura para o garfo 123,80 mm  
 C - Diâmetro para mola membrana 70,0 mm  
 D - Diâmetro Furo 44,5 mm

**7739**



**SACHS 3739**  
**2T2140165 - K**


APLICA SACHS 6261 - 6259 - 6758 - 6174  
 PLATÔ 395mm EMBREAGEM DE EMPURRAR  
 CAIXA ZF 1010BO > 2012  
 CAIXA ZF ASTRONIC 17280 AM  
 CAIXA ZF 6S-1010BO > 2012  
 V.W. ÔNIBUS 151900D MAN 462  
 17230 AMT 17230 OD - 17280 E  
 CONSTELLATION 24280 - E > 2012  
 CAIXA ZF 9S 1110 TD MAN 6.9L / 4.6L  
 MWM EURO III 7.2L, APLICA GARFO SEM ROLETE


A - Altura 37,0 mm  
 B - Largura para o garfo 74,80 mm  
 D - Diâmetro Furo 57,5 mm



## TABELA DE EQUIVALÊNCIA


 AGRALE	ATACADÃO AUTOMOTIVO	NWO	SACHS	EATON	ORIGINAL	Página
AGRALE	7010			1271010		74
AGRALE	7367	RDS 1035	3367	125802	6003033035001	74
AGRALE	7040		3040	125919	2PO141165	74
AGRALE	7303	RDL 1303			6013033035001	74
AGRALE	7347	RDL 1428	3347	125783	6020003016005	74
AGRALE	7359 AC	RDL 1360AC	3359			75
AGRALE	7389	RDL 1365	3389	125790	6007003048005	75
AGRALE	7399	RDL 1431	3399		6025003025005	75
AGRALE	7400		3400	125910		75
AGRALE	7563			125563 / 125715		75


 CHRYSLER	ATACADÃO AUTOMOTIVO	NWO	SACHS	EATON	ORIGINAL	Página
CHRYSLER	7323	RDL 1323	3323	125800		76


 FORD	ATACADÃO AUTOMOTIVO	NWO	SACHS	EATON	ORIGINAL	Página
FORD	7010			1271010	F 817 A 548 AC	76
FORD	7029			1271029	F 81*7548 AC	76
FORD	7367	RDS 1035	3367	125802	82 TU 7548 A	76
FORD	7373	RDL 1037	3373		2SK 141.165	77
FORD	7387	RDL 1038	3387	125801	2 SL 141165	77
FORD	7040		3040	125919	2ZO 141165	77
FORD	7358 SM	RDL 1348	3358		2Z 0141707 A	77
FORD	7346 SM	RDL 1349	3346		E 3HN 7580 AA	77
FORD	7350	RDL 1350			BG 1X 7561-AA	78
FORD	7348 SM	RDL 1360 SM	3348	125562	BF6X7A605 A	78
FORD	7359 AC	RDL 1360 AC	3359		BF7X7A605 A	78
FORD	7359	RDL1360	3359		BF7X7A605 A	78



## TABELA DE EQUIVALÊNCIA


	ATACADÃO AUTOMOTIVO	NWO	SACHS	EATON	ORIGINAL	Página
FORD	7431 AC		3100 / 3431	125755	457548-AB	78
FORD	7529 AC			125755	457548-AB	79
FORD	7562 SM			125562		79
FORD	7563			125563		79
FORD	7650 SM			125650		79
FORD	7713 AC			125713		79
FORD	7716			125716		80
FORD	7717 SM			125717		80

	ATACADÃO AUTOMOTIVO	NWO	SACHS	EATON	ORIGINAL	Página
GM	7367	RDS 1035	3367	125802	94609464	80
GM	7036	RDL 1036			94609464	80
GM	7061	RDL 1061			93D2934	80
GM	7359 AC	RDL 1360AC	3359			81
GM	7563			125563		81

	ATACADÃO AUTOMOTIVO	NWO	SACHS	EATON	ORIGINAL	Página
IVECO	7325	RDL 1320	3325		7168964	81
IVECO	7323	RDL 1326	3362	125800	7145819	81
IVECO	7366 AC	RDL 1366	3366	125652	1900756	81
IVECO	7359 AC	RDL 1360 AC	3359			82
IVECO	7391 AC	RDL 1360AC	3391		50310133	82
IVECO	7399		3399			82
IVECO	7400		3400	125910	5949890688	82
IVECO	7401		3401			82
IVECO	7498 AC		3398			83




## TABELA DE EQUIVALÊNCIA


 Mercedes-Benz	ATACADÃO AUTOMOTIVO	NWO	SACHS	EATON	ORIGINAL	Página
MERCEDES	7384	RDL 1020	3384		320 250 00 15	83
MERCEDES	7385	RDL 1021	3385		335 254 00 10	83
MERCEDES	7358	RDL 1300	3358		321 250 05 15	83
MERCEDES	7324	RDL 1305	3324		000 250 42 15	84
MERCEDES	7324 TB	RDL 1305	3324		000 250 42 15	84
MERCEDES	7330	RDL 1306	3330		001 250 03 15	84
MERCEDES	7327	RDL 1307	3327		000 250 19 15	84
MERCEDES	7310	RDL 1308	3310		000 250 17 15	84
MERCEDES	7310 TB	RDL 1308	3310		000 250 17 15	85
MERCEDES	7329	RDL 1311	3329		000 250 76 15	85
MERCEDES	7312	RDL 1312			340 250 02 10	85
MERCEDES	7325	RDL 1320	3325	125807	001 250 22 15	85
MERCEDES	7345 AC	RDL 1321	3345	125653	001 250 92 15	85
MERCEDES	7383 AC	RDL 1324	3383		001 250 07 15	86
MERCEDES	7326	RDL 1326	3326		001 250 95 15	86
MERCEDES	7328	RDL 1328			000 250 70 15	86
MERCEDES	7331 AC	RDL 1331			001 250 09 15	86
MERCEDES	7345 AC	RDL 1332	3345	125653	001 250 05 15	86
MERCEDES	7337	RDL 1337	3337 / 3338		001 250 04 15	87
MERCEDES	7338 AC	RDL 1338	3390		001 250 06 15	87
MERCEDES	7377 AC	RDL 1356	3377	125634 / 125635	002 250 41 15	87
MERCEDES	7388 AC	RDL 1378	3388		001 250 06 15	87
MERCEDES	7390 AC	RDL 1424	3390	125946	002 250 63 15	87
MERCEDES	7309 AC	RDL 1397	3309	125806	001 250 99 15	88
MERCEDES	7635 AC			125635		88
MERCEDES	7654 AC			125654		88



## TABELA DE EQUIVALÊNCIA


 SCANIA	ATACADÃO AUTOMOTIVO	NWO	SACHS	EATON	ORIGINAL	Página
SCANIA	7353 AC	RDL 1314	3353		1386160	89
SCANIA	7352 AC	RDL 1329	3352	125708	1319344	89
SCANIA	7375	RDL 1372	3075 / 3375		352750 1.367,604	89
SCANIA	7350 AC	RDL 1422	3350	125709	1.728.165 1.499.770	89
SCANIA	7522 AC				1493990	90
SCANIA	7522				1493990	90
SCANIA	7722 AC				VALEO 830010	90

	ATACADÃO AUTOMOTIVO	NWO	SACHS	EATON	ORIGINAL	Página
TOYOTA	7007	RDS 1007			900236301	90

	ATACADÃO AUTOMOTIVO	NWO	SACHS	EATON	ORIGINAL	Página
VOLVO	7355 AC	RDL 1315	3355		1655289/ 166833	91
VOLVO	7368	RDL 1316	3368		267156	91
VOLVO	7374	RDL 1317	3374		1655287	91
VOLVO	7372	RDL 1318	3372		1655288	91
VOLVO	7360 AC	RCH 1319	3060 / 3360		1672944 / 1655843	92
VOLVO	7386	RDL 1322	3386		1527695	92
VOLVO	7363 AC	RDL 1325	3363	125637	1655825	92
VOLVO	7365 AC	RDL 1352	3365		1668930 / 1668938	92
VOLVO	7359 AC	RDL 1360 AC	3359			92
VOLVO	7308 AC	RDL 1394	3308	125643	1672964	93
VOLVO	7396 AC	RDL 1396		125641	20722523	93
VOLVO	7563			125563 / 125715		93
VOLVO	7567 AC		KIT 6295			93
VOLVO	7655 AC			125655		93
VOLVO	7716			125716		94



## TABELA DE EQUIVALÊNCIA

	ATACADÃO AUTOMOTIVO	NWO	SACHS	EATON	ORIGINAL	Página
Volkswagen	7367	RDS 1035	3307 / 3367	125802	82TU7548-A	94
Volkswagen	7373	RDL 1037	3373	125804	2SK 141 165	94
Volkswagen	7040		3040	125919	OR 2 Z O 141165	94
Volkswagen	7162	RDL 1323	3362		2T2 141265	94
Volkswagen	7165					95
Volkswagen	7346 SM	RDL 1349	3346		E3 HN 7580 AA	95
Volkswagen	7350	RDL 1350			2TB 141165	95
Volkswagen	7359 AC	RDL 1360 AC	3359		2 RP 141037 C	95
Volkswagen	7359	RDL1360	3359		2 RP 141037 C	95
Volkswagen	7348 SM	RDL 1360 SM	3348		2ZO141707A	96
Volkswagen	7363 SM	RDL 1363			2RP 141037 B	96
Volkswagen	7396 AC	RDL 1366	3396	125710	2 T2 141165 A	96
Volkswagen	7371	RDL 1380	3371		2991380	96
Volkswagen	7398	RDL 1398			2T2 14 1165	96
Volkswagen	7498 AC		3398	125944		97
Volkswagen	7562 SM			125562		97
Volkswagen	7563			125563		97
Volkswagen	7566		3739	125655	2T2 141 165 K	97
Volkswagen	7344		3344	125916		97
Volkswagen	7597	RDL 1427 / 1426	3397	125793	2T2 141 165 E 2T2 141165 H	98
Volkswagen	7650 SM			125650		98
Volkswagen	7716	RDL 1362		125716	2RP 141037 C	98
Volkswagen	7717 SM			125717		98
Volkswagen	7739		3739			98



*20 Anos de Tradição*

---

---

---






# Atacadão

AUTOMOTIVO

★ 20 Anos ★



WhatsApp

Tel (11) 2414-2409 / 2421-0714

Cel (11) 98178-3735 / 94060-1888 

Rua José Damiani, 103 • Guarulhos • CEP: 07030-240

[www.atacadoautomotivo.com](http://www.atacadoautomotivo.com)

 /atacadoautomotivo.sp

 /atacado.automotivo

 /atacadoautomotivo

